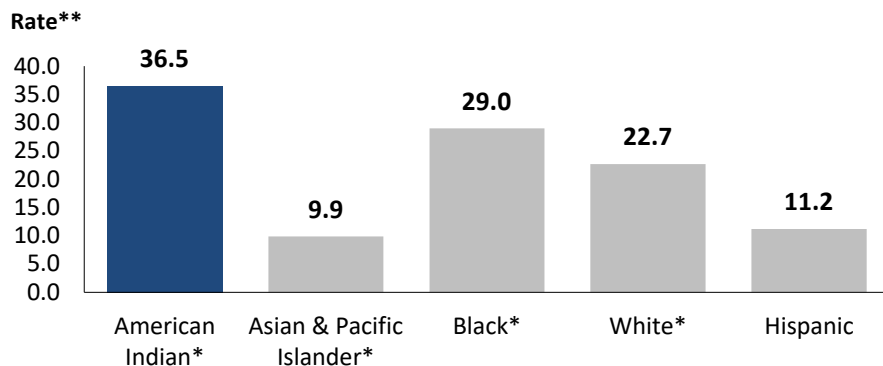


NC Violent Death Reporting System

VIOLENT DEATHS AMONG AMERICAN INDIAN RESIDENTS IN NORTH CAROLINA: 2014-2023

The North Carolina Violent Death Reporting System (NC-VDRS) is a CDC-funded statewide surveillance system that collects detailed information on violent deaths that occur in North Carolina including: homicide, suicide, unintentional firearm deaths, legal intervention, and deaths of undetermined intent. NC-VDRS uses information from death certificates, medical examiner reports, and law enforcement reports to understand and aid in the prevention of violent deaths. For more information, please visit <https://injuryfreenc.dph.ncdhhs.gov/About/ncVDRS.htm>.

Violent Death Rate by Race/Ethnicity: NC-VDRS, 2014-2023



* Non-Hispanic

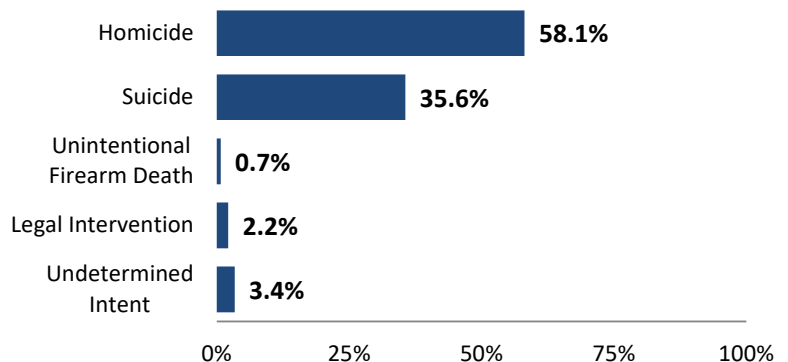
** Rate per 100,000 population

- For the year 2023, there were 111,460 non-Hispanic (NH) American Indian residents living in North Carolina, accounting for 1.0% of the state's population.

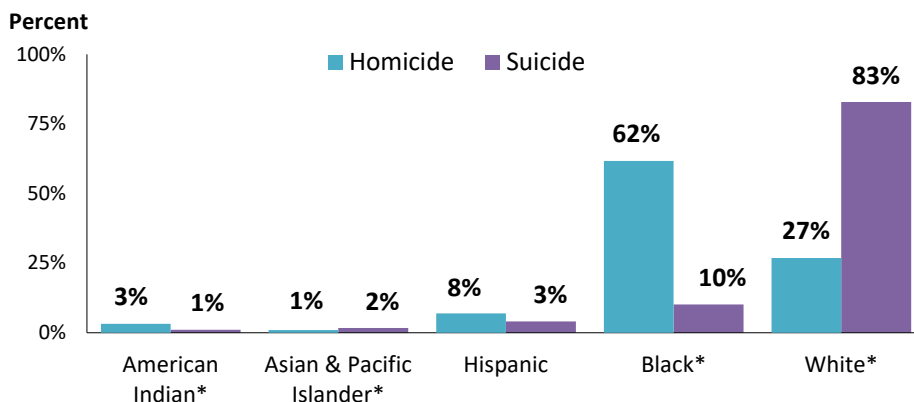
- NH American Indian victims had the highest rate of violent death by race in North Carolina for the years 2014-2023 (36.5 per 100,000 population).

- From 2014-2023, 413 NH American Indian residents in North Carolina died by violence.
- There were 240 homicides (58.1%), 147 suicides (35.6%), three unintentional firearm deaths (<1%), nine deaths from legal interventions (2.2%), and 14 deaths of undetermined intent (3.4%) among NH American Indian residents.
- Male NH American Indian residents were more likely to die by violence than females from 2014 to 2023 (80.1% versus 19.9%).

Manner of Death Among NH American Indian Victims: NC-VDRS, 2014-2023



Manner of Death by Race/Ethnicity: NC-VDRS, 2014-2023

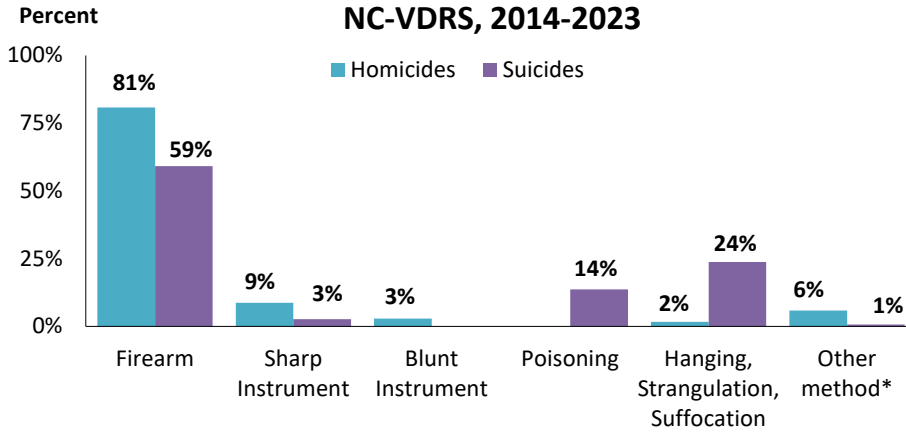


* Non-Hispanic

- NH American Indian victims accounted for 3.2% of all homicides and 1.0% of all suicides, across all racial groups in North Carolina from 2014 to 2023.

- In contrast, 61.7% of all homicides were NH Black victims and 82.8% of all suicides were NH White victims from 2014 to 2023.

Method of Death Among NH American Indian Victims: NC-VDRS, 2014-2023

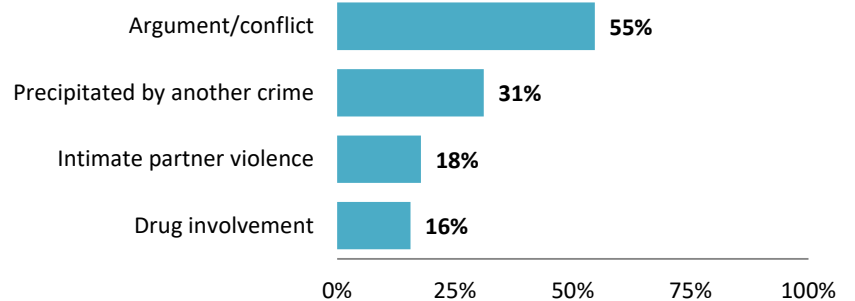


- The majority of homicides (80.8%) and suicides (59.2%) among NH American Indians victims involved firearms.
- The second most common method of homicide was sharp instruments (8.8%).
- The second most common method of suicide was hanging, strangulation or suffocation (23.8%).

*Other includes fire/burns, falls, intentional neglect, personal weapons and other methods

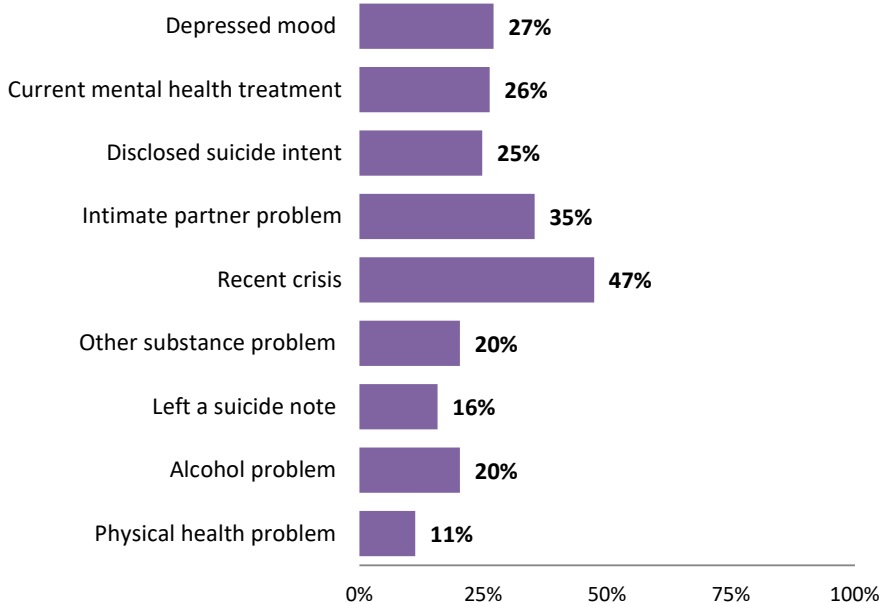
- Of all homicides among NH American Indian victims with known circumstance information, more than half (54.7%) involved an argument or conflict.
- Another serious crime (e.g., robbery, burglary) precipitated 31.1% of homicides among NH American Indians.
- Of these homicides, 15.6% were suspected to have been related to drug dealing, trade, or use.

Homicide Circumstances* Among NH American Indian Victims: NC-VDRS, 2014-2023



* Ninety-four percent (93.8%) of homicide cases had circumstance information.

Suicide Circumstances* Among NH American Indian Victims: NC-VDRS, 2014-2023



* Ninety-one percent (90.5%) of suicide cases had circumstance information.

- Among NH American Indian suicide victims with known circumstance information, 47.4% experienced a recent crisis.
- Over a quarter (27.1%) of victims were characterized as being depressed at the time of suicide.
- Twenty-six percent (26.3%) of victims were receiving treatment for a mental health problem.
- Over one-third (35.3%) of suicide victims experienced an intimate partner problem, and (20.3%) percent experienced some substance use problem other than alcohol.

The North Carolina Violent Death Reporting System is supported by Cooperative Agreement 5NU17/CE002613-05-00 from the Centers for Disease Control and Prevention (CDC).

NCDHHS Division of Public Health / www.dph.ncdhhs.gov / Injury Epidemiology & Surveillance Unit/ 919-707-5425
NC Violent Death Reporting System / 919-707-5432

State of North Carolina / Department of Health and Human Services / www.ncdhhs.gov
NCDHHS is an equal opportunity employer and provider.

2023 FINAL DATA 6/16/2025

Please see the NC-VDRS 2023 Annual Report for additional data and technical information:

<https://injuryfreenc.dph.ncdhhs.gov/DataSurveillance/ViolentDeathData.htm>



NC DEPARTMENT OF
**HEALTH AND
HUMAN SERVICES**
Division of Public Health
Injury and Violence Prevention Branch

NORTH CAROLINA VIOLENT DEATH
NC VDRS
REPORTING SYSTEM