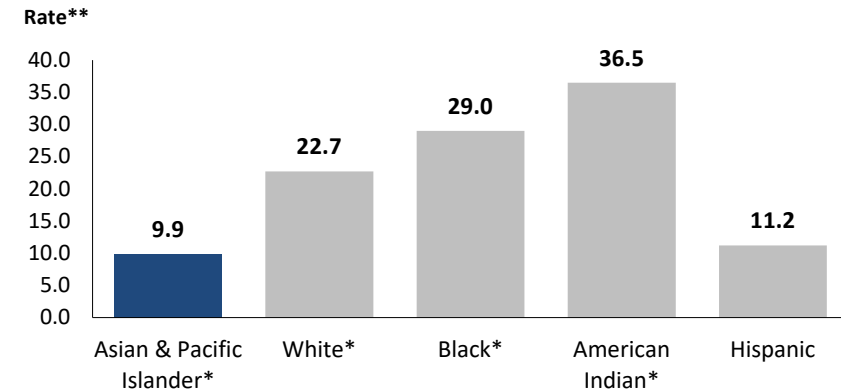


NC Violent Death Reporting System

VIOLENT DEATHS AMONG ASIANS AND PACIFIC ISLANDER RESIDENTS IN NORTH CAROLINA: 2014-2023

The North Carolina Violent Death Reporting System (NC-VDRS) is a CDC-funded statewide surveillance system that collects detailed information on violent deaths that occur in North Carolina including: homicide, suicide, unintentional firearm deaths, legal intervention, and deaths of undetermined intent. NC-VDRS uses information from death certificates, medical examiner reports, and law enforcement reports to understand and aid in the prevention of violent deaths. For more information, please visit <https://injuryfreenc.dph.ncdhhs.gov/About/ncVDRS.htm>.

Violent Death Rate by Race/Ethnicity: NC-VDRS, 2014-2023

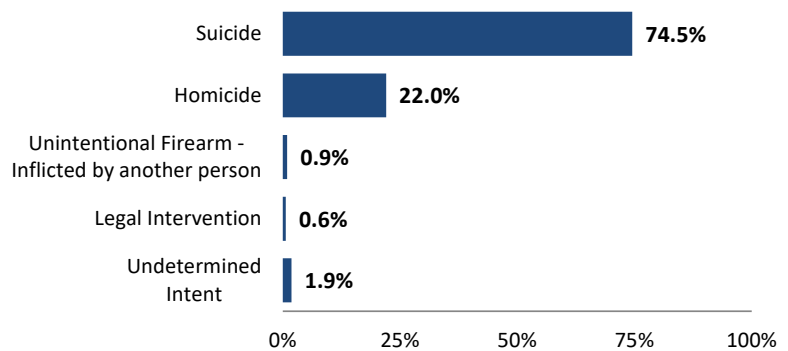


* Non-Hispanic
** Rate per 100,000 population

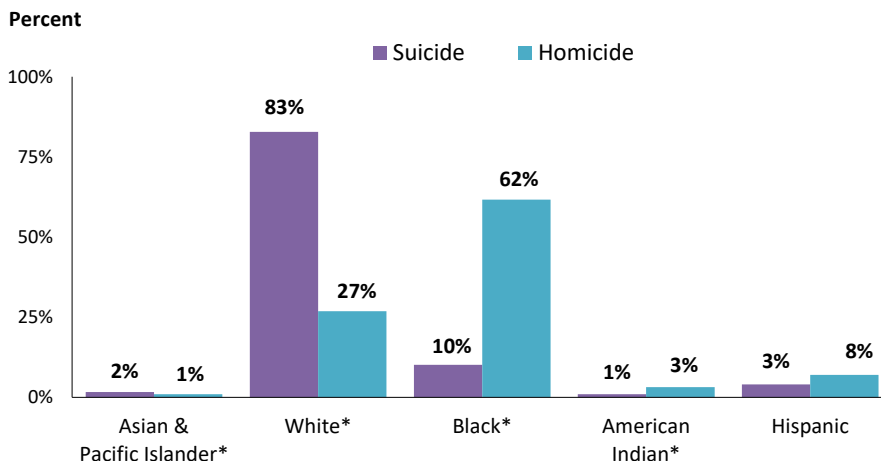
- For the year 2023, there were 393,382 non-Hispanic (NH) Asian and Pacific Islander residents living in North Carolina, accounting for 3.6% of the state's population.
- NH Asian and Pacific Islander victims had the lowest rate of violent death by race/ethnicity in North Carolina for the years 2014-2023 (9.9 per 100,000 population).

- From 2014 to 2023, 322 NH Asian and Pacific Islander residents died by violence.
- There were 71 homicides (22.1%), 240 suicides (74.5%), three unintentional firearm deaths (0.9%), two deaths due to legal interventions (0.6%), and six deaths of undetermined intent (1.9%) among NH Asian and Pacific Islander residents.
- Male NH Asian and Pacific Islander residents were over two times more likely to die by violence than females from 2014 to 2023 (69.9% versus 30.1%).

Manner of Death Among NH Asians & Pacific Islander Victims: NC-VDRS, 2014-2023



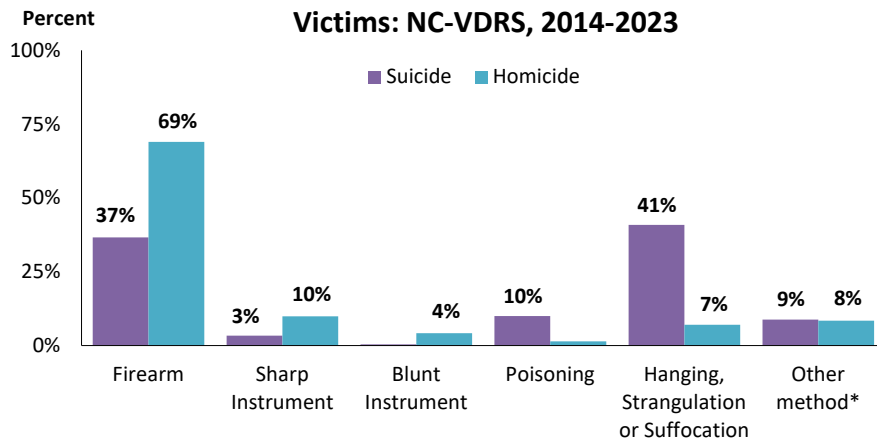
Manner of Death by Race/Ethnicity, NC-VDRS, 2014-2023



* Non-Hispanic

- NH Asian and Pacific Islander victims accounted for 0.9% of all homicide and 1.7% of all suicide victims, across all racial groups in North Carolina from 2014 to 2023.
- In contrast, NH White victims accounted for 82.8% of all suicides, and NH Black victims accounted for 61.7% of all homicides, across all racial groups in North Carolina from 2014 to 2023.

Method of Death Among NH Asian and Pacific Islander Victims: NC-VDRS, 2014-2023



- The majority of homicides (69.0%) among NH Asian and Pacific Islander victims involved firearms.
- The second most common method of homicide was sharp instruments (9.9%).
- The most common method of suicide was hanging, strangulation or suffocation (40.8%), followed by those involving firearms (36.7%).

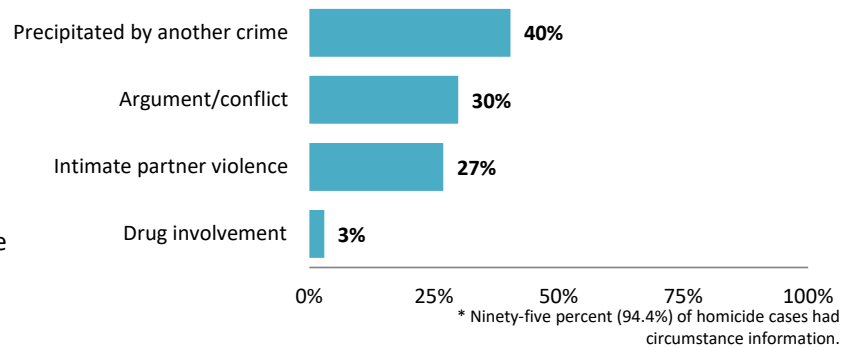
* Other includes fire/burns, falls, intentional neglect, personal weapons and other methods

• Of all homicides among NH Asian and Pacific Islander victims with known circumstance information, over two-fifths (40.3%) of these were precipitated by another serious crime (e.g., robbery, burglary).

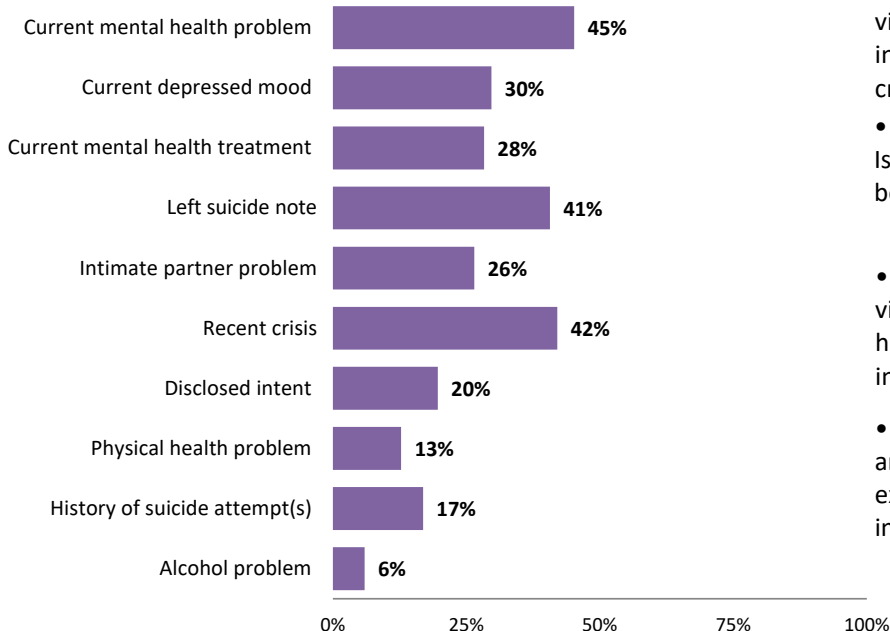
• An argument or conflict precipitated 29.9% of homicides among NH Asian and Pacific Islander victims.

• Among NH Asian and Pacific Islander homicide victims, 26.9% were related to intimate partner violence.

Homicide Circumstances* Among NH Asians & Pacific Islander Victims: NC-VDRS, 2014-2023



Suicide Circumstances* Among NH Asians & Pacific Islander Victims: NC-VDRS, 2014-2023



* Ninety-one percent (91.3%) of suicide cases had circumstance information.

• Among NH Asian and Pacific Islander suicide victims with known circumstance information, 42.0% experienced a recent crisis.

• Three in ten (29.7%) NH Asian and Pacific Islander suicide victims were characterized as being depressed at the time of suicide.

• Under thirty percent (28.3%) of suicide victims were receiving treatment for a mental health problem, and 19.6% disclosed their intent of suicide.

• Twenty-seven percent (26.5%) of NH Asian and Pacific Islander suicide victims experienced a recent problem with an intimate partner.

The North Carolina Violent Death Reporting System is supported by Cooperative Agreement 5NU17/CE002613-05-00 from the Centers for Disease Control and Prevention (CDC).

NCDHHS Division of Public Health / www.dph.ncdhhs.gov / Injury Epidemiology & Surveillance Unit/ 919-707-5425
NC Violent Death Reporting System / 919-707-5432

State of North Carolina / Department of Health and Human Services / www.ncdhhs.gov
NCDHHS is an equal opportunity employer and provider.

2023 FINAL DATA 6/16/2025

Please see the NC-VDRS 2023 Annual Report for additional data and technical information:

<https://injuryfreenc.dph.ncdhhs.gov/DataSurveillance/ViolentDeathData.htm>



NC DEPARTMENT OF
**HEALTH AND
HUMAN SERVICES**
Division of Public Health
Injury and Violence Prevention Branch

