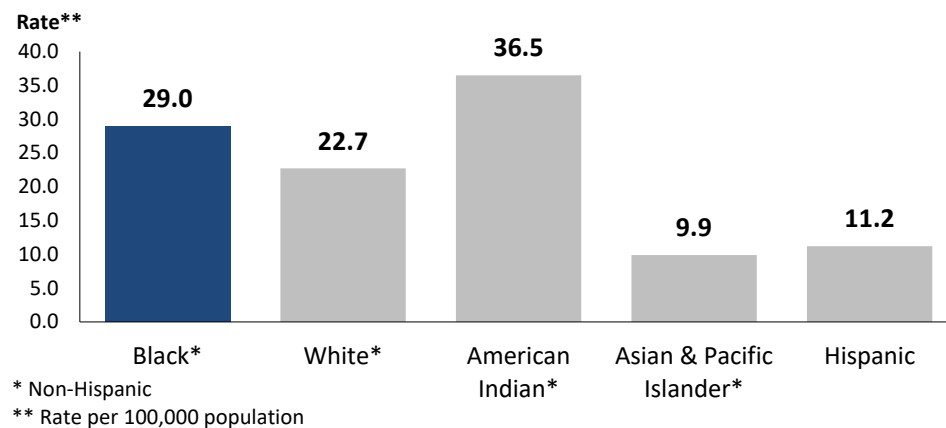


NC Violent Death Reporting System

VIOLENT DEATHS AMONG NON-HISPANIC AFRICAN AMERICAN RESIDENTS IN NORTH CAROLINA: 2014-2023

The North Carolina Violent Death Reporting System (NC-VDRS) is a CDC-funded statewide surveillance system that collects detailed information on violent deaths that occur in North Carolina including: homicide, suicide, unintentional firearm deaths, legal intervention, and deaths of undetermined intent. NC-VDRS uses information from death certificates, medical examiner reports, and law enforcement reports to understand and aid in the prevention of violent deaths. For more information, please visit <https://injuryfreenc.dph.ncdhhs.gov/About/ncVDRS.htm>.

Violent Death Rates by Race/Ethnicity: NC-VDRS, 2014-2023

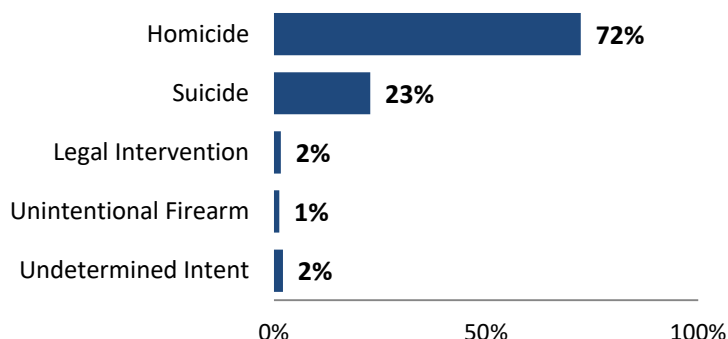


- For the year 2023, there were 2,274,873 non-Hispanic (NH) African American residents living in North Carolina, accounting for 21.0% of the state's population.

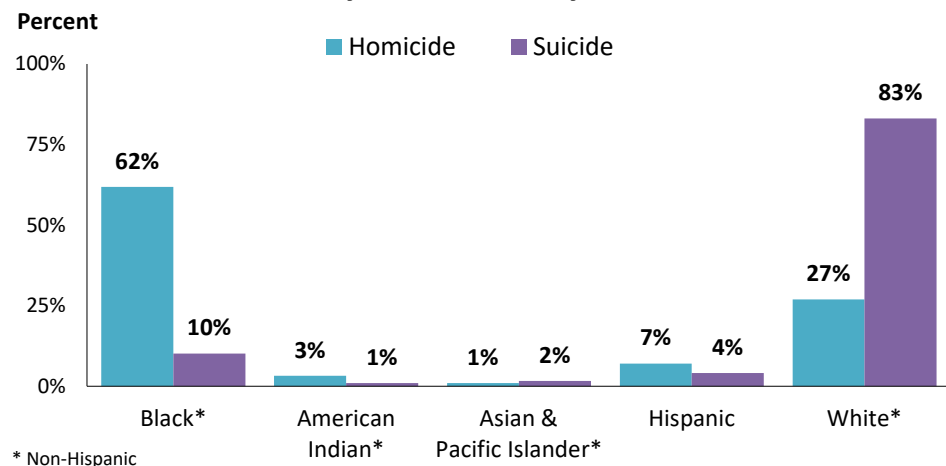
- NH African American victims had the second highest rate of violent death by race/ethnicity in North Carolina for the years 2014-2023 (29.0 per 100,000 population).

- From 2014-2023, 6,396 NH African American residents in North Carolina died by violence.
- There were 4,624 homicides (72.3%), 1,452 suicides (22.7%), 79 unintentional firearm deaths (1.2%), 104 deaths due to legal interventions (1.6%), and 137 deaths of undetermined intent (2.1%) among NH African American residents.
- Male NH African American residents were more likely to die by violence than females from 2014 to 2023 (83.8% versus 16.2%).

Manner of Death Among NH African American Victims: NC-VDRS, 2014-2023



Manner of Death by Race/Ethnicity: NC-VDRS, 2014-2023



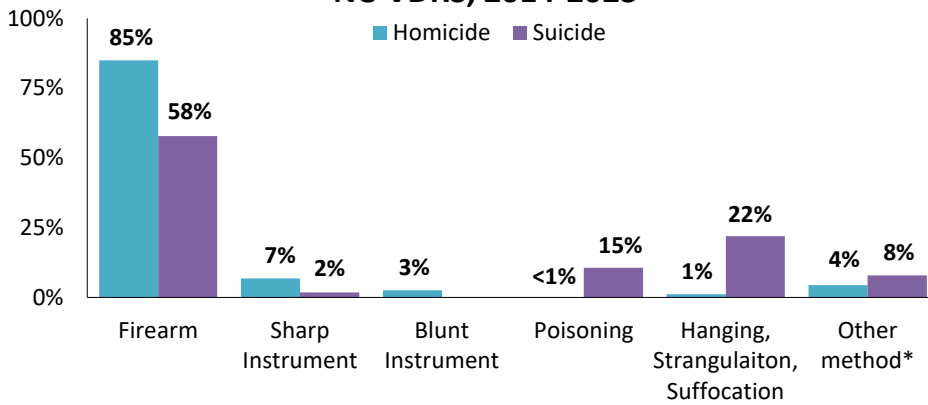
- NH African American victims accounted for 61.9% of all homicides and 10.1% of all suicides, across all racial groups in North Carolina from 2014 to 2023.

- In contrast, NH White victims accounted for 83.1% of all suicides and 27.0% of all homicides, across all racial groups in North Carolina from 2014 to 2023.

Method of Death Among NH African American Victims:

Percent

NC-VDRS, 2014-2023



- The majority of homicides (84.9%) and suicides (57.9%) among NH African Americans victims involved firearms.
- The second most common method of homicide was sharp instruments (6.8%).
- The second most common method of suicide was hanging, strangulation or suffocation (21.9%).

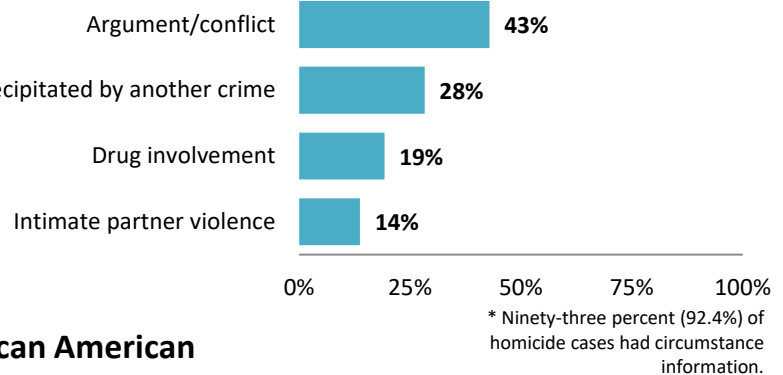
*Other includes fire/burns, falls, intentional neglect, personal weapons and other methods.

• Of all homicides among NH African American victims with known circumstance information, over two-fifths (42.9%) involved an argument or conflict.

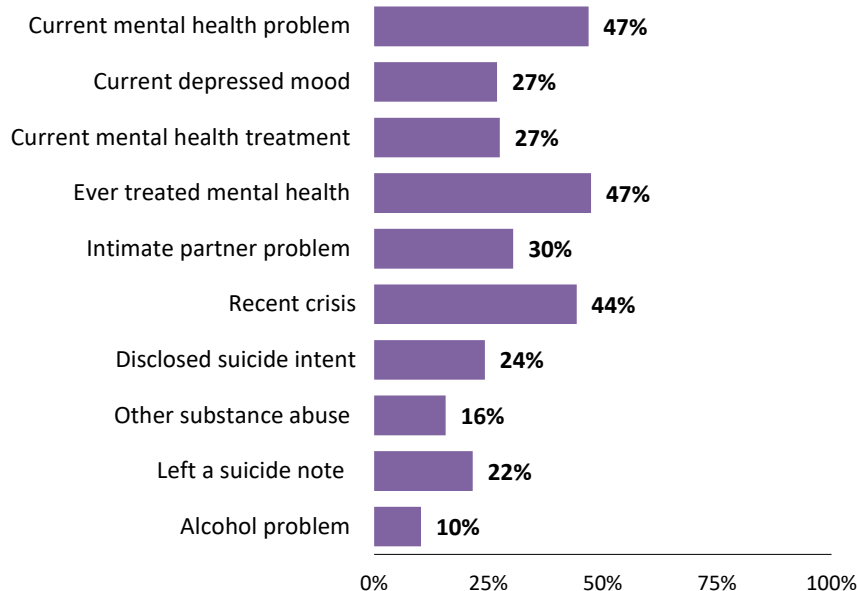
• Another serious crime (e.g., robbery, burglary) precipitated 28.3% of homicides among NH African American victims.

• Of these homicide victims, 13.7% involved intimate partner violence.

Homicide Circumstances* Among NH African American Victims: NC-VDRS, 2014-2023



Suicide Circumstances* Among NH African American Victims: NC-VDRS, 2014-2023



* Ninety-six percent (95.5%) of suicide cases had circumstance information.

- Among NH African American suicide victims with known circumstance information, 44.3% experienced a recent crisis.
- Forty-seven percent (46.9%) of NH African American suicide victims were described as having a current mental health problem, and 27.5% were receiving treatment for a mental health problem at the time of suicide.
- Almost one-third (30.4%) of NH African American suicide victims had experienced a recent problem with an intimate partner.
- Twenty-four percent (24.2%) of NH African American suicide victims disclosed their suicide intent, and 21.6% left a note.

The North Carolina Violent Death Reporting System is supported by Cooperative Agreement 5NU17/CE002613-05-00 from the Centers for Disease Control and Prevention (CDC).

NCDHHS Division of Public Health / www.dph.ncdhhs.gov / Injury Epidemiology & Surveillance Unit/ 919-707-5425
NC Violent Death Reporting System / 919-707-5432

State of North Carolina / Department of Health and Human Services / www.ncdhhs.gov

NCDHHS is an equal opportunity employer and provider.

2023 FINAL DATA 6/16/2025

Please see the NC-VDRS 2023 Annual Report for additional data and technical information:

<https://injuryfreenc.dph.ncdhhs.gov/DataSurveillance/ViolentDeathData.htm>



NC DEPARTMENT OF
**HEALTH AND
HUMAN SERVICES**
Division of Public Health
Injury and Violence Prevention Branch

