

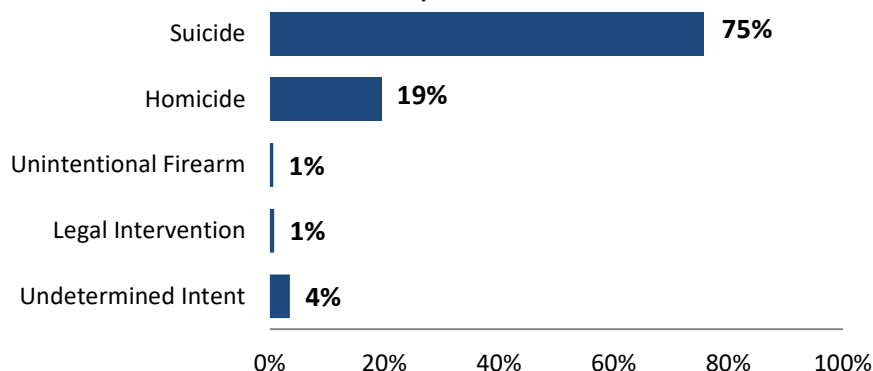
NC Violent Death Reporting System

VIOLENT DEATH IN NORTH CAROLINA: BUNCOMBE COUNTY INCIDENTS, 2014-2023

The North Carolina Violent Death Reporting System (NC-VDRS) is a CDC-funded statewide surveillance system that collects detailed information on violent deaths that occur in North Carolina, including: homicide, suicide, unintentional firearm deaths, legal intervention, and deaths of undetermined intent. NC-VDRS uses information from death certificates, medical examiner reports, and law enforcement reports to understand and aid in the prevention of violent deaths. Data reported in this document are based on the county where the death occurred rather than county of residence.¹ For more information, please visit <https://injuryfreenc.dph.ncdhhs.gov/About/ncVDRS.htm>.

¹The occurrent ratio is used instead of the rate. This statistic is derived from the total number of violent deaths resulting from injuries in a specified geographic region divided by the number of residents in the region.

Manner of Death: Buncombe County, NC: NC-VDRS, 2014-2023*



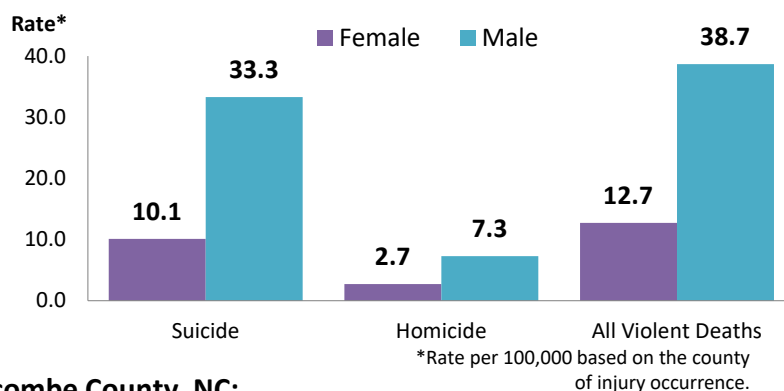
*Based on the county of injury occurrence.

- For the years 2014-2023, there were 662 violent deaths from injuries sustained in Buncombe County. Of these 662 deaths, 640 were NC residents (96.7%) and 597 were Buncombe County residents (90.2%).

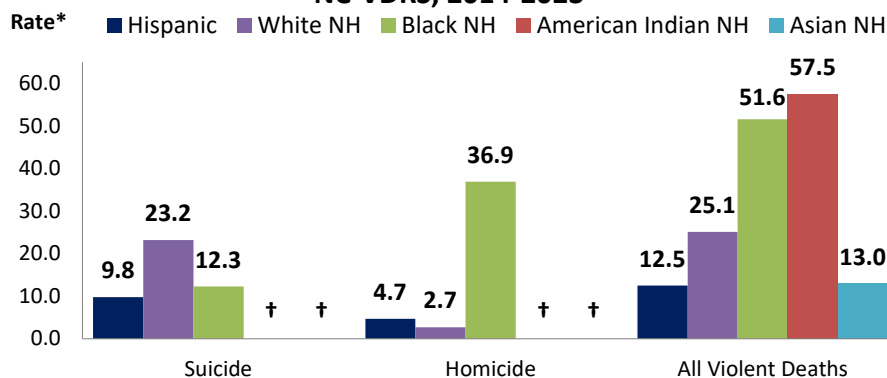
- There were 501 suicides (75.7%), 129 homicides (19.5%), four unintentional firearm deaths (0.6%), five deaths from legal intervention (0.8%), and 23 deaths of undetermined intent (3.5%).

Manner of Death by Sex: Buncombe County, NC: NC-VDRS, 2014-2023*

- In Buncombe County, the suicide ratio was 3.3 times higher in males than in females, and the homicide ratio was 2.7 times higher in males than in females.



Manner of Death by Race/Ethnicity: Buncombe County, NC: NC-VDRS, 2014-2023*



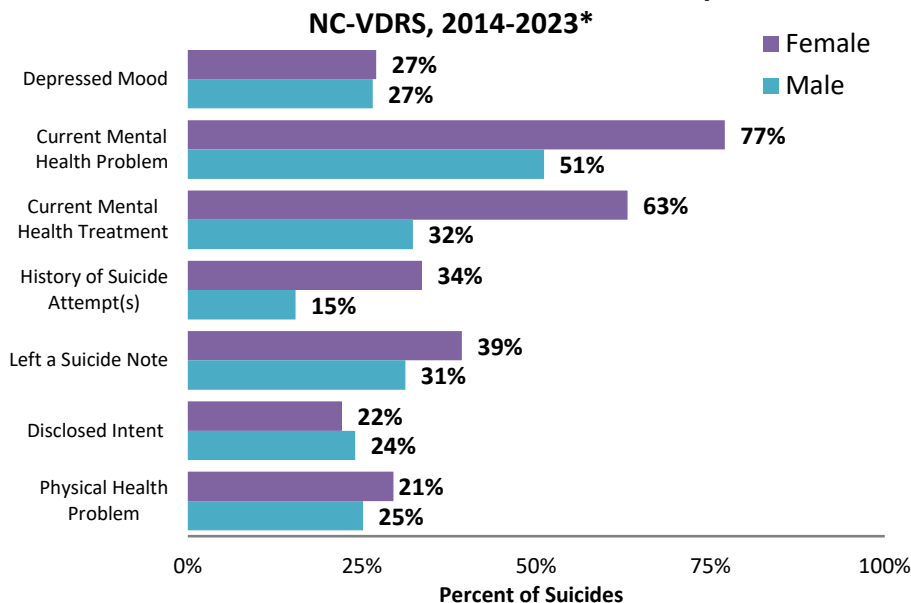
- The suicide rate was highest for non-Hispanic (NH) White victims (23.2 suicides per 100,000 population) followed by NH Black victims (12.3 per 100,000).

- In contrast, the homicide rate was highest among NH Black victims (36.9 per 100,000 population) followed by Hispanic victims (4.7 per 100,000).

*Rate per 100,000 based on the county of injury occurrence. † Rate suppressed, 1-4 deaths.
There were no deaths of unknown or other race/ethnicity.

- Suicides and homicides displayed dissimilar age patterns. Homicide rates peaked among those aged 20-24 with 15.8 homicides per 100,000, while suicide rates peaked among those aged 45-54 with 30.4 suicides per 100,000.
- More than two-thirds of homicides (69.8%) and over half of suicides (51.1%) involved firearms.
- Suspicion of intoxication was reported in 14.7% of homicides and in 16.0% of suicides.
- For homicide incidents where one or more suspects were identified, the relationship of the victim to the suspect was known (current or former spouse/boyfriend/girlfriend, family, friend or acquaintance) more frequently for female (62.2%) than for male (54.3%) victims.

Circumstances of Suicides: Buncombe County, NC:



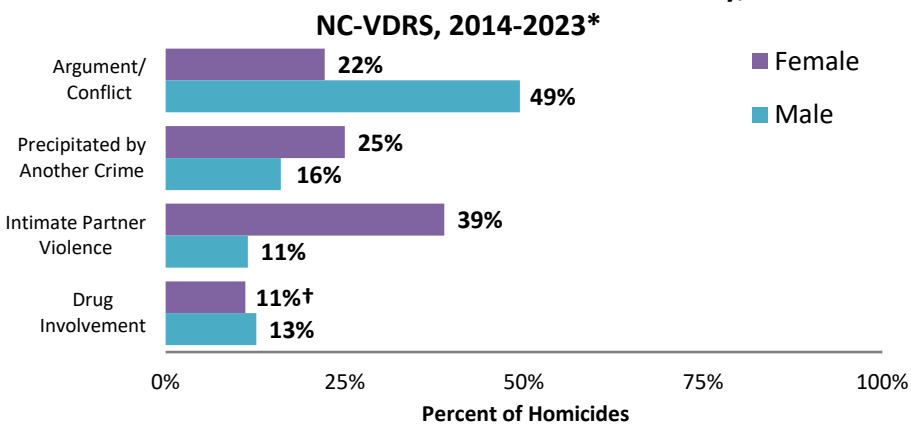
*Based on the county of injury occurrence, 96.6% of cases had circumstance information. Three females and 14 males were missing circumstance information.

- Twenty-seven percent (26.5%) of male and 27.1% of female Buncombe County suicide victims with circumstance information were characterized as being currently depressed when they died by suicide.

- Seventy-seven percent (77.1%) of female and 51.1% of male suicide victims were characterized as having a current mental health problem.

- Females (33.6%) were more likely to have attempted suicide in the past as compared to males (15.5%).

Circumstances of Homicides: Buncombe County, NC:



*Based on the county of injury occurrence, 95.3% of cases had circumstance information. One female and five males were missing circumstance information.

- Arguments or conflicts were more likely to be a contributing factor for male homicides (49.4%) than for female homicides (22.2%).

- Twenty-five percent (25.0%) of female homicides and 16.1% of male homicides were precipitated by another crime such as robbery, burglary, or drug trafficking.

- Intimate partner violence was a contributing factor in 38.9% of female homicides, but only 11.5% of male homicides.

The North Carolina Violent Death Reporting System is supported by Cooperative Agreement 5NU17/CE924955-02-00 with the Centers for Disease Control and Prevention (CDC).

NCDHHS Division of Public Health / www.dph.ncdhhs.gov / Injury Epidemiology & Surveillance Unit/ 919-707-5425

NC Violent Death Reporting System / 919-707-5432

State of North Carolina / Department of Health and Human Services / www.ncdhhs.gov

NCDHHS is an equal opportunity employer and provider.

2023 FINAL DATA 6/16/2025



NC DEPARTMENT OF
**HEALTH AND
HUMAN SERVICES**
Division of Public Health
Injury and Violence Prevention Branch



Please see the NC-VDRS 2023 Annual Report for additional data and technical information.