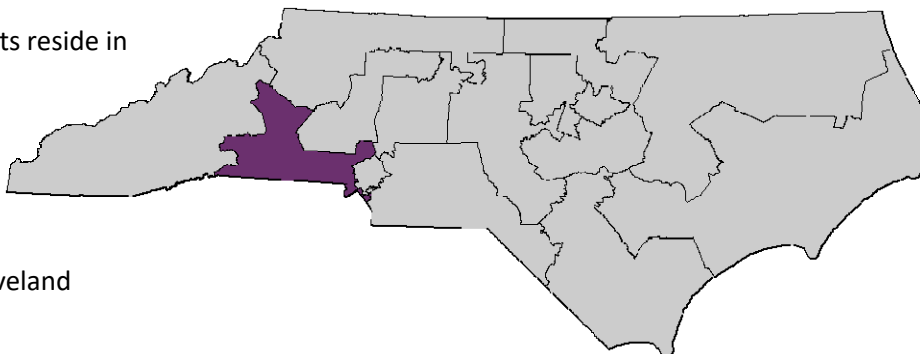


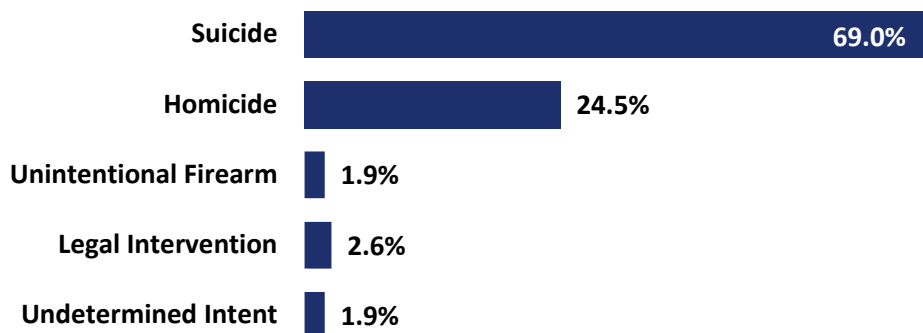
NC Violent Death Reporting System

VIOLENT DEATH IN NORTH CAROLINA: CONGRESSIONAL DISTRICT 14, 2023

- An estimated 790,986 North Carolina residents reside in Congressional District 14.
- In 2023, there were 155 violent deaths from injuries sustained by individuals living in Congressional District 14.
- The majority of decedents were residents of Gaston (34.8%), Mecklenburg (21.9%), and Cleveland (20.7%) counties.



Manner of Death: Congressional District 14, NC*

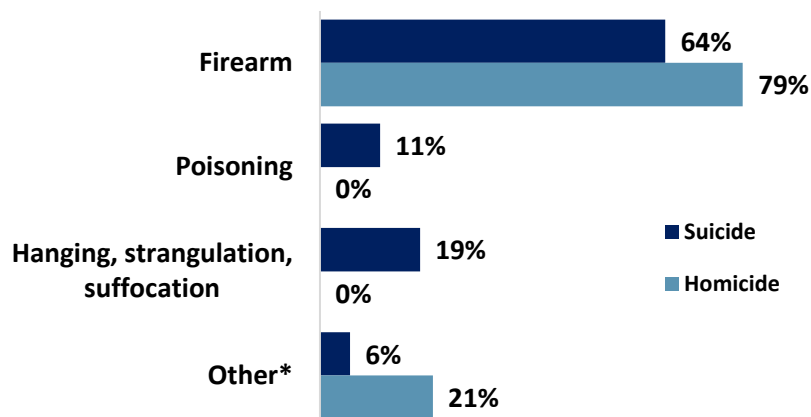


- There were 107 suicides (69.0%), 38 homicides (24.5%), three unintentional firearm deaths (1.9%), four deaths from legal intervention (2.6%) and three deaths of undetermined intent (1.9%).

*Based on the residential address of the victim

Firearms were involved in 68.3% of all homicide and suicide deaths

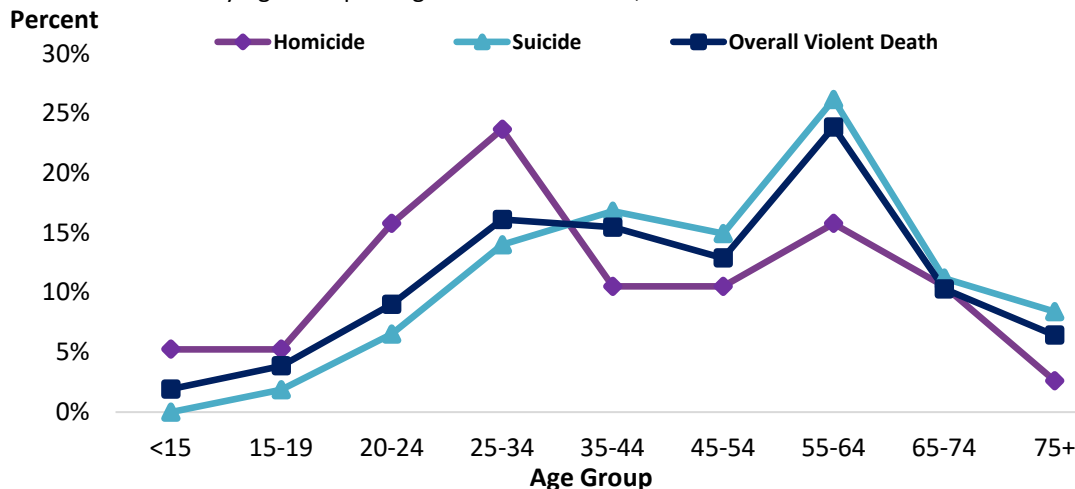
Method of Death: Congressional District 14, NC*



*Other includes falls, motor vehicle, sharp instrument, fire/burns, unknown and other

The North Carolina Violent Death Reporting System (NC-VDRS) is a CDC-funded statewide surveillance system that collects detailed information on violent deaths that occur in North Carolina, including homicide, suicide, unintentional firearm deaths, legal intervention and deaths of undetermined intent. NC-VDRS triangulates information from death certificates, medical examiner reports, and law enforcement reports to understand and aid in the prevention of violent deaths. Data reported in this document are based on residential address of the victim and, instead of a rate, the ratio is reported. This document summarizes fatal injuries from violence that occurred in Congressional District 14 for the year 2023. Since not all deaths resulting from violence are able to be geocoded, the violent death numbers represented in this fact sheet may be slightly underestimated.

Manner of Death by Age Group: Congressional District 14, NC*



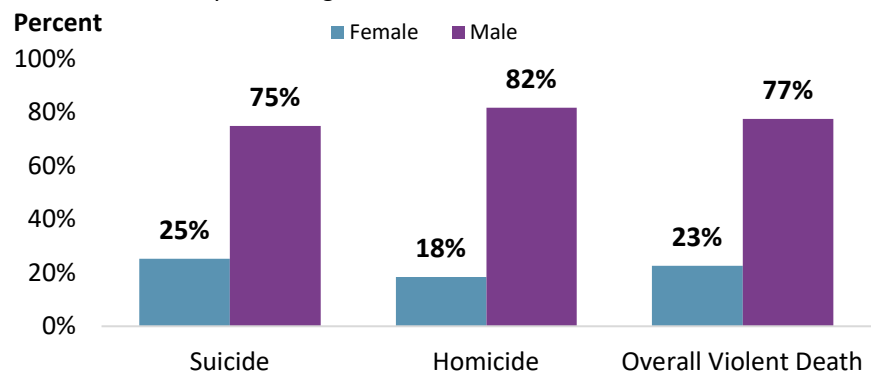
*Age group percents are taken of total homicide, total suicide and total overall violent deaths

- The majority of suicide and homicide victims were male. There were 80 male suicide victims and 31 male homicide victims, which accounted for 74.8% and 81.6% of victims, respectively.

- There were 27 female suicide victims and 7 female homicide victims, which accounted for 25.2% and 18.4% of victims, respectively.

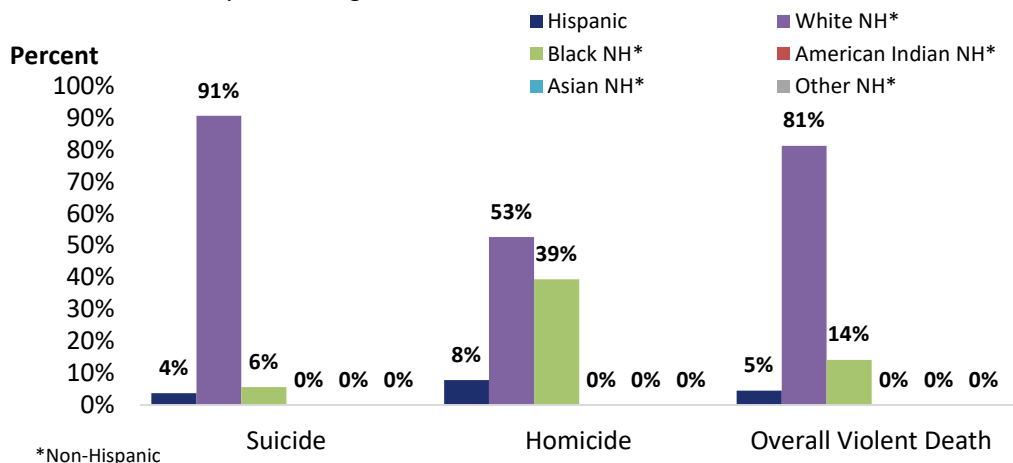
Males consistently have higher proportions of violent deaths than females

Manner of Death by Sex: Congressional District 14, NC*



Uneven distributions are seen among race and manner of death

Manner of Death by Race: Congressional District 14, NC*



- Patterns of suicide and homicide differed by race. 90.7% of suicide victims were Non-Hispanic (NH) White while only 5.6% were NH Black.

- However, 39.5% of homicide victims were NH Black, and 52.6% were NH Whites.

- Overall, there were 7 (4.5%) Hispanic, 126 (81.3%) NH White, 22 (14.2%) NH Black, 0 (0.0%) NH American Indian, and 0 (0.0%) NH Asian victims.

The North Carolina Violent Death Reporting System is supported by Cooperative Agreement 5NU17/CE002613-05-00 from the Centers for Disease Control and Prevention (CDC).


NCDHHS Division of Public Health / www.dph.ncdhhs.gov / Injury Epidemiology & Surveillance Unit / 919-707-5425

NC Violent Death Reporting System / 919-707-5432

State of North Carolina / Department of Health and Human Services / www.ncdhhs.gov

NCDHHS is an equal opportunity employer and provider.

2023 FINAL DATA 6/16/2025



NC DEPARTMENT OF
HEALTH AND
HUMAN SERVICES
Division of Public Health
Injury and Violence Prevention Branch

NORTH CAROLINA VIOLENT DEATH
REPORTING SYSTEM
NC VDRS

Please see the NC-VDRS 2023 Annual Report for additional data and technical information.