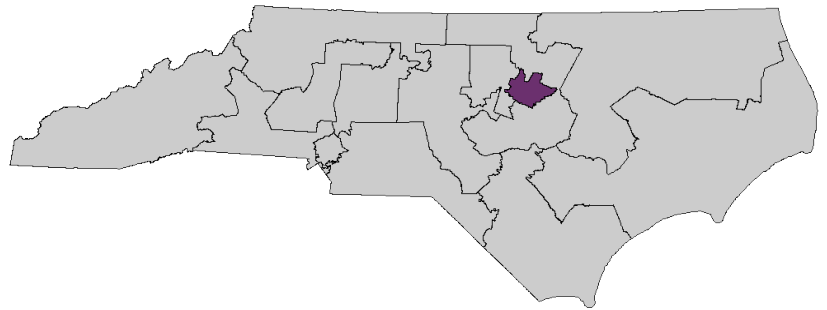


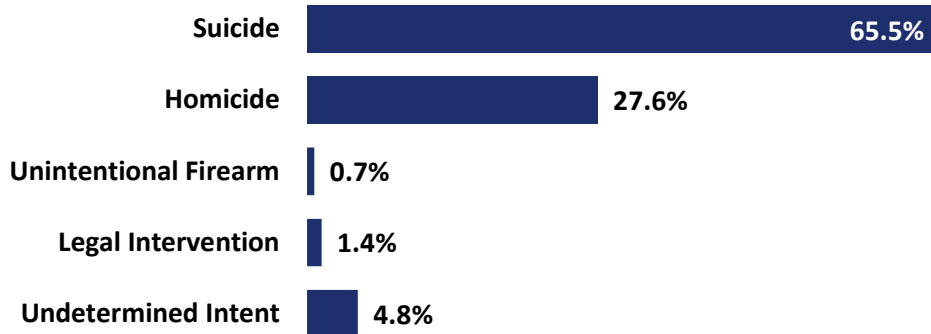
## NC Violent Death Reporting System

## VIOLENT DEATH IN NORTH CAROLINA: CONGRESSIONAL DISTRICT 2, 2023

- An estimated 784,882 North Carolina residents reside in Congressional District 2.
- In 2023, there were 145 violent deaths from injuries sustained by individuals living in Congressional District 2.
- All decedents were residents of Wake (100%) County.



Manner of Death: Congressional District 2, NC\*

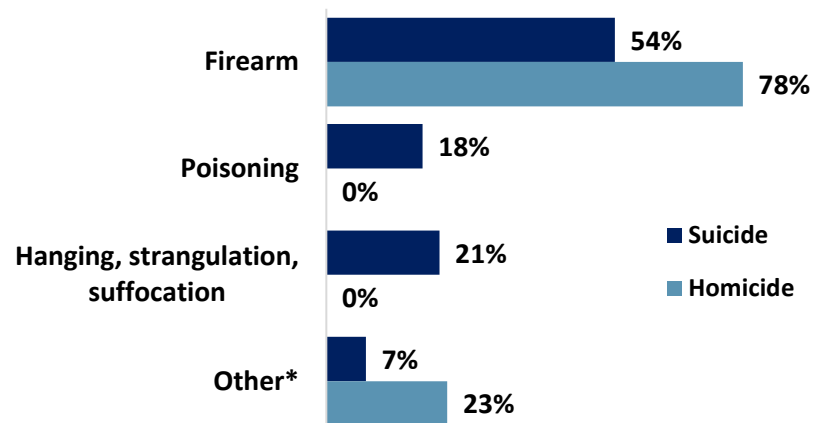


- There were 95 suicides (65.5%), 40 homicides (27.6%), one unintentional firearm death (0.7%), two death from legal intervention (1.4%) and seven deaths of undetermined intent (4.8%).

\*Based on the residential address of the victim

## Firearms were involved in 60.7% of all homicide and suicide deaths

Method of Death: Congressional District 2, NC\*

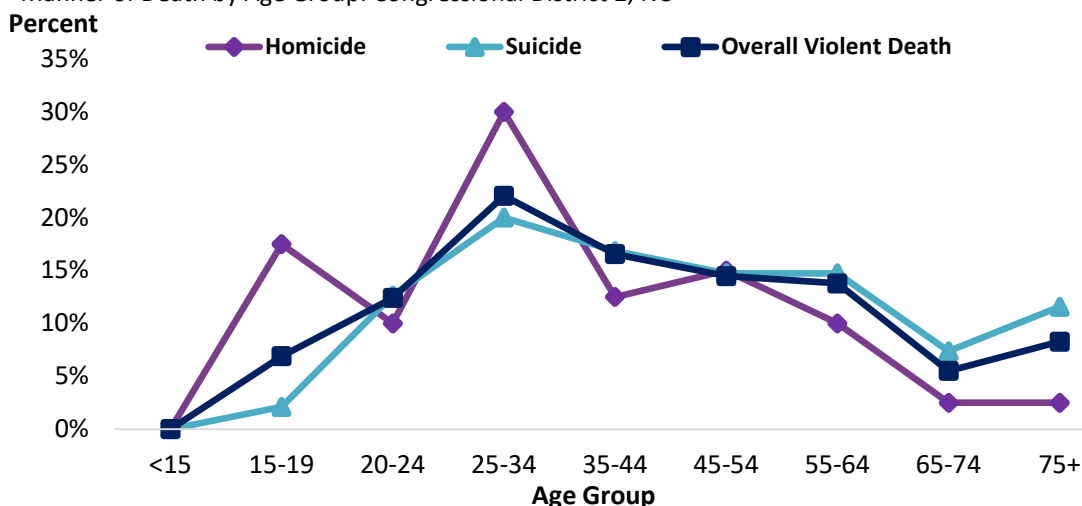


\*Other includes falls, motor vehicle, sharp instrument, fire/burns, unknown and other

- Firearms were involved in 53.7% of suicides and 77.5% of homicides.
- Among homicides caused by firearms, 80.7% were caused by handguns, 3.2% by shotguns, and 9.7% by rifles.
- Among suicides caused by firearms, 86.3% were caused by handguns, 11.8% by shotguns, and 2% by rifles.
- The second leading method of death for suicide was hanging, strangulation, or suffocation (21.1%).

The North Carolina Violent Death Reporting System (NC-VDRS) is a CDC-funded statewide surveillance system that collects detailed information on violent deaths that occur in North Carolina, including homicide, suicide, unintentional firearm deaths, legal intervention and deaths of undetermined intent. NC-VDRS triangulates information from death certificates, medical examiner reports, and law enforcement reports to understand and aid in the prevention of violent deaths. Data reported in this document are based on residential address of the victim and, instead of a rate, the ratio is reported. This document summarizes fatal injuries from violence that occurred in Congressional District 2 for the year 2023. Since not all deaths resulting from violence are able to be geocoded, the violent death numbers represented in this fact sheet may be slightly underestimated.

## Manner of Death by Age Group: Congressional District 2, NC\*



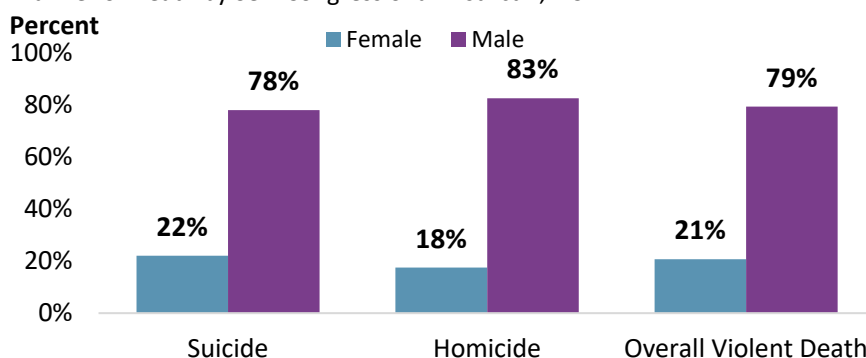
\*Age group percents are taken of total homicide, total suicide and total overall violent deaths

- The majority of suicide and homicide victims were male. There were 74 male suicide victims and 33 male homicide victims, which accounted for 77.9% and 82.5% of victims, respectively.

- There were 21 female suicide victims and 7 female homicide victims, which accounted for 22.1% and 17.5% of victims, respectively.

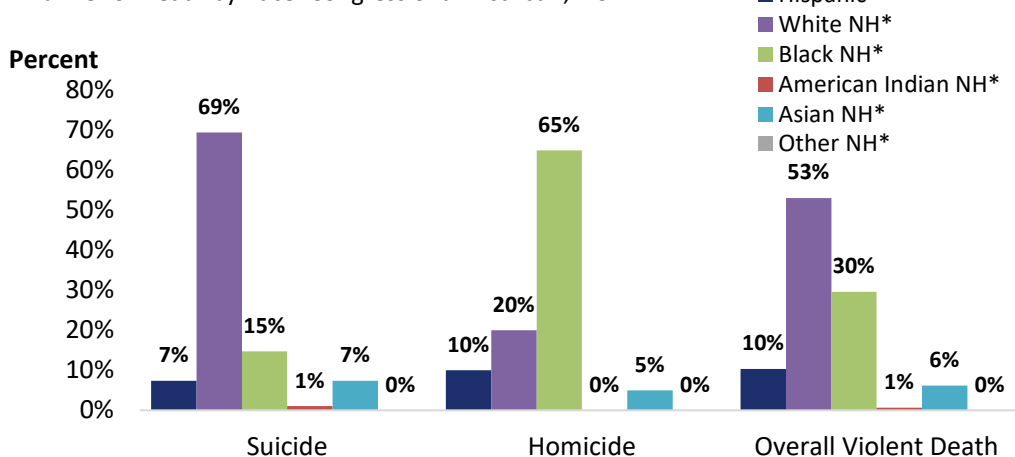
## Males consistently have higher proportions of violent deaths than females

Manner of Death by Sex: Congressional District 2, NC\*



## Uneven distributions are seen among race and manner of death

Manner of Death by Race: Congressional District 2, NC\*



\*Non-Hispanic

- Patterns of suicide and homicide differed by race. 69.5% of suicide victims were Non-Hispanic (NH) White while only 14.7% were NH Black.

- In contrast, 65.0% of homicide victims were NH Black, and 20.0% were NH White.

- Overall, there were 15 (10.3%) Hispanic, 77 (53.1%) NH White, 43 (29.7%) NH Black, 1 (0.7%) NH American Indian, and 9 (6.2%) NH Asian victims.

The North Carolina Violent Death Reporting System is supported by Cooperative Agreement 5NU17/CE002613-05-00 from the Centers for Disease Control and Prevention (CDC).



NC DEPARTMENT OF  
**HEALTH AND  
HUMAN SERVICES**  
Division of Public Health  
Injury and Violence Prevention Branch

NORTH CAROLINA VIOLENT DEATH  
**NC VDRS**  
REPORTING SYSTEM

NCDHHS Division of Public Health / [www.dph.ncdhhs.gov](http://www.dph.ncdhhs.gov) / Injury Epidemiology & Surveillance Unit / 919-707-5425  
NC Violent Death Reporting System / 919-707-5432  
State of North Carolina / Department of Health and Human Services / [www.ncdhhs.gov](http://www.ncdhhs.gov)  
NCDHHS is an equal opportunity employer and provider.  
2023 FINAL DATA 6/16/2025

Please see the NC-VDRS 2023 Annual Report for additional data and technical information.