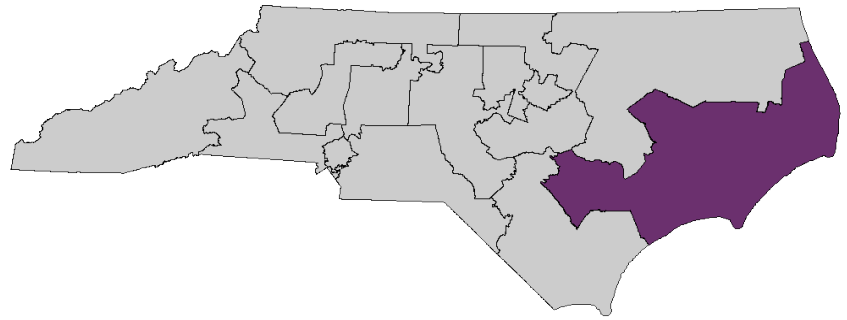


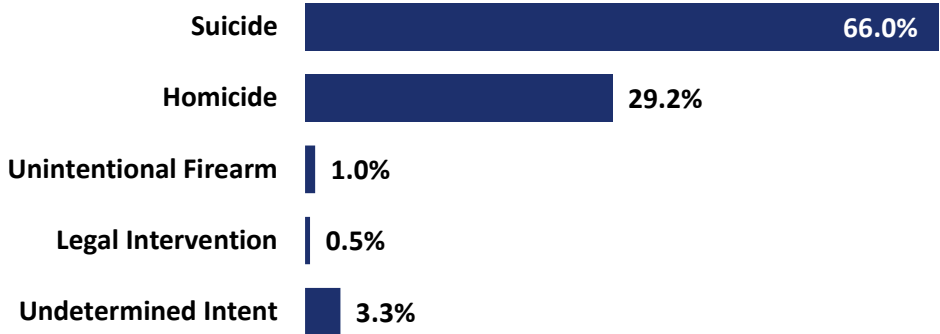
# NC Violent Death Reporting System

## VIOLENT DEATH IN NORTH CAROLINA: CONGRESSIONAL DISTRICT 3, 2023

- An estimated 768,524 North Carolina residents reside in Congressional District 3.
- In 2023, there were 209 violent deaths from injuries sustained by individuals living in Congressional District 3.
- The majority of decedents were residents of Onslow (22%), Pitt (19.6%), and Craven (16.8%) counties.



Manner of Death: Congressional District 3, NC\*



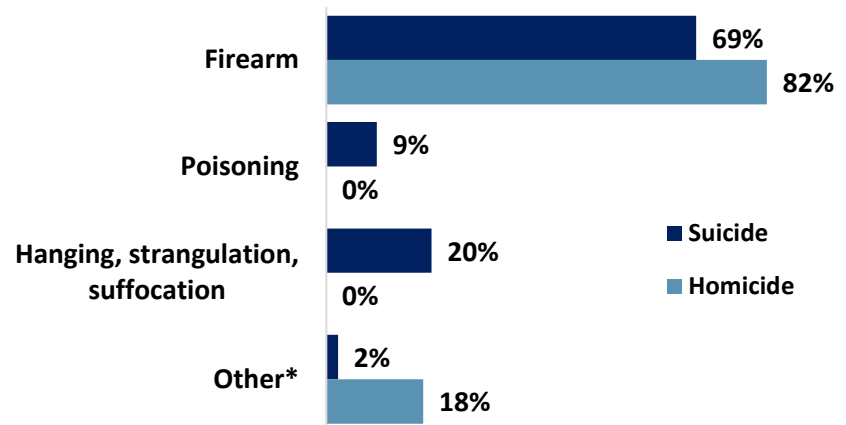
- There were 138 suicides (66.0%), 61 homicides (29.2%), two unintentional firearm deaths (1.0%), one death from legal intervention (0.5%) and seven deaths of undetermined intent (3.3%).

\*Based on the residential address of the victim

- Firearms were involved in 68.8% of suicides and 82% of homicides.
- Among homicides caused by firearms, 64% were caused by handguns, 4% by shotguns, and 22% by rifles.
- Among suicides caused by firearms, 80% were caused by handguns, 8.4% by shotguns, and 7.4% by rifles.
- The second leading method of death for suicide was hanging, strangulation, or suffocation (19.6%).

### Firearms were involved in 72.9% of all homicide and suicide deaths

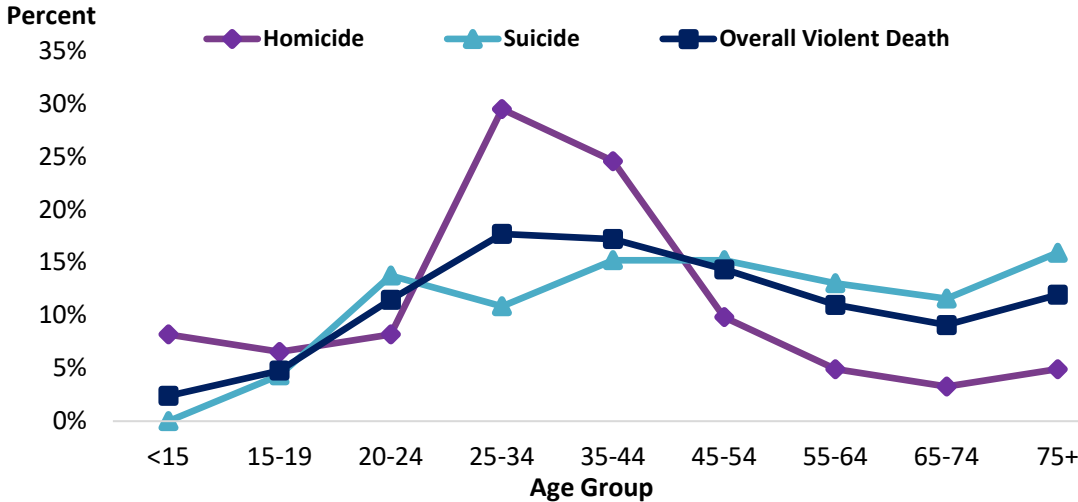
Method of Death: Congressional District 3, NC\*



\*Other includes falls, motor vehicle, sharp instrument, fire/burns, unknown and other

The North Carolina Violent Death Reporting System (NC-VDRS) is a CDC-funded statewide surveillance system that collects detailed information on violent deaths that occur in North Carolina, including homicide, suicide, unintentional firearm deaths, legal intervention and deaths of undetermined intent. NC-VDRS triangulates information from death certificates, medical examiner reports, and law enforcement reports to understand and aid in the prevention of violent deaths. Data reported in this document are based on residential address of the victim and, instead of a rate, the ratio is reported. This document summarizes fatal injuries from violence that occurred in Congressional District 3 for the year 2023. Since not all deaths resulting from violence are able to be geocoded, the violent death numbers represented in this fact sheet may be slightly underestimated.

Manner of Death by Age Group: Congressional District 3, NC\*



- Suicides and homicides displayed different age patterns.
- Percentage of total homicides peaked among those 25-34 with 29.5% of total homicides, where percent of total suicides peaked among those 75+ with 15.9% of total suicides.
- Percentage of overall violent deaths peaked among those 25-34 at 17.7% of total violent deaths.

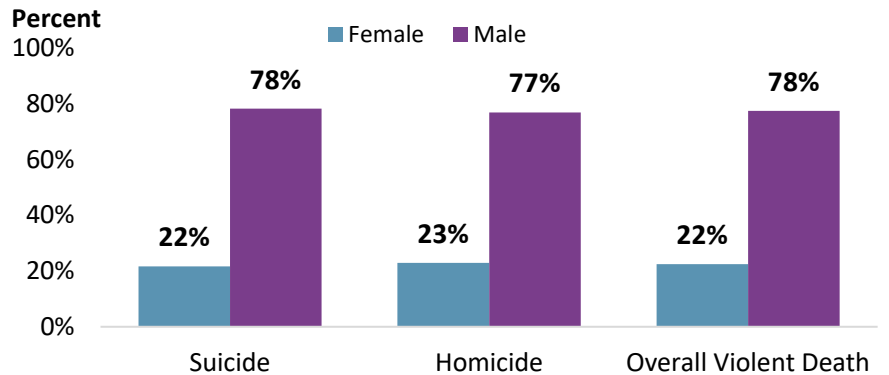
\*Age group percents are taken of total homicide, total suicide and total overall violent deaths

• The majority of suicide and homicide victims were male. There were 108 male suicide victims and 47 male homicide victims, which accounted for 78.3% and 77.0% of victims, respectively.

• There were 30 female suicide victims and 14 female homicide victims, which accounted for 21.7% and 23.0% of victims, respectively.

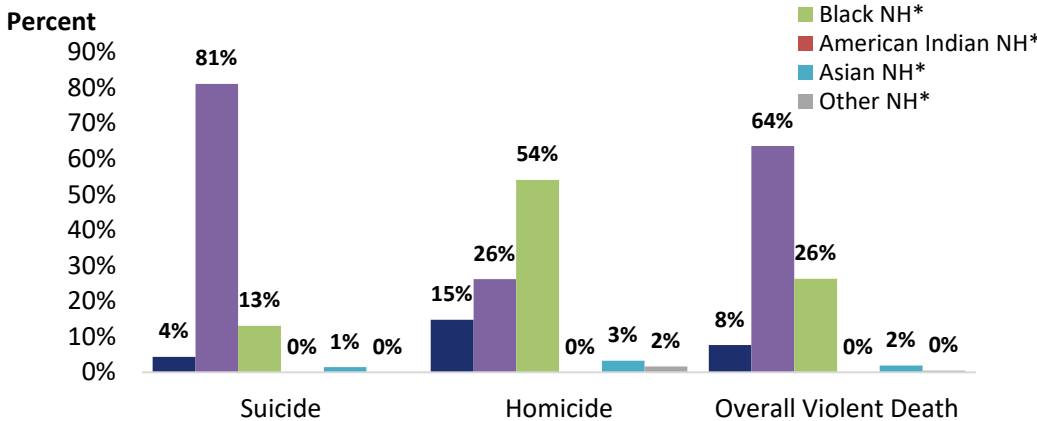
**Males consistently have higher proportions of violent deaths than females**

Manner of Death by Sex: Congressional District 3, NC\*



**Uneven distributions are seen among race and manner of death**

Manner of Death by Race: Congressional District 3, NC\*



- Patterns of suicide and homicide differed by race. 81.2% of suicide victims were Non-Hispanic (NH) White while only 13.0% were NH Black.
- In contrast, 54.1% of homicide victims were NH Black, and 26.2% were NH White.
- Overall, there were 16 (7.7%) Hispanic, 133 (63.6%) NH White, 55 (26.3%) NH Black, 0 (0.0%) NH American Indian, and 4 (1.9%) NH Asian victims.

\*Non-Hispanic

The North Carolina Violent Death Reporting System is supported by Cooperative Agreement 5NU17/CE002613-05-00 from the Centers for Disease Control and Prevention (CDC).

NCDHHS Division of Public Health / www.dph.ncdhhs.gov / Injury Epidemiology & Surveillance Unit / 919-707-5425  
 NC Violent Death Reporting System / 919-707-5432



State of North Carolina / Department of Health and Human Services / www.ncdhhs.gov  
 NCDHHS is an equal opportunity employer and provider.  
 2023 FINAL DATA 6/16/2025

Please see the NC-VDRS 2023 Annual Report for additional data and technical information.