

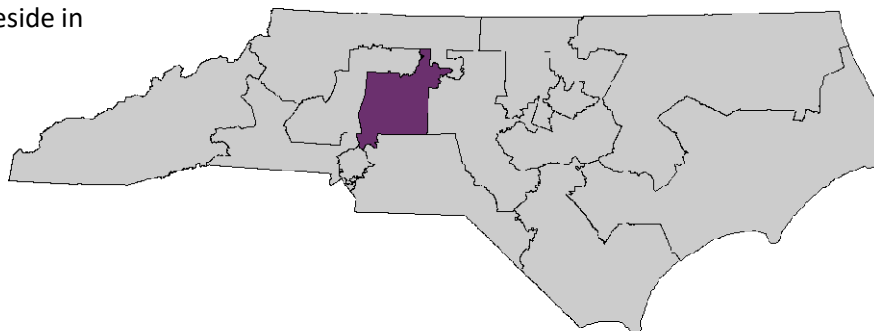
NC Violent Death Reporting System

VIOLENT DEATH IN NORTH CAROLINA: CONGRESSIONAL DISTRICT 6, 2023

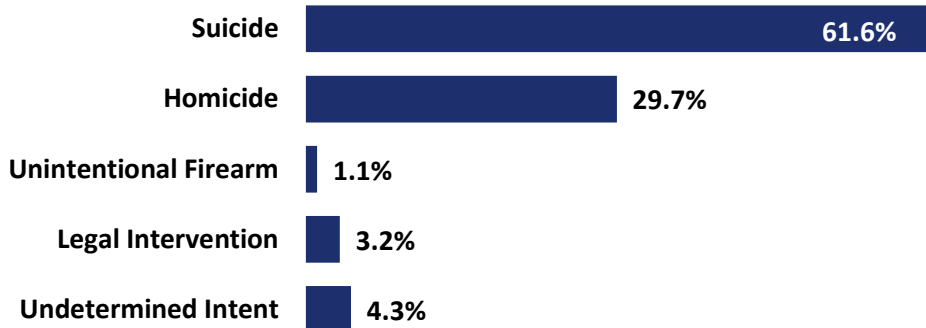
• An estimated 754,077 North Carolina residents reside in Congressional District 6.

• In 2023, there were 185 violent deaths from injuries sustained by individuals living in Congressional District 6.

• The majority of decedents were residents of Guilford (24.3%), Davidson (23.2%), and Rowan (22.2%) counties.



Manner of Death: Congressional District 6, NC*

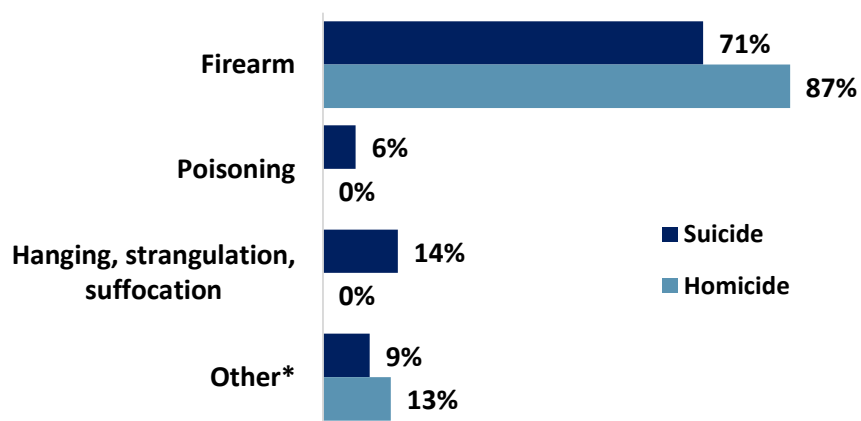


• There were 114 suicides (61.6%), 55 homicides (29.7%), two unintentional firearm deaths (1.1%), six deaths from legal intervention (3.2%) and eight deaths of undetermined intent (4.3%).

*Based on the residential address of the victim

Firearms were involved in 76.3% of all homicide and suicide deaths

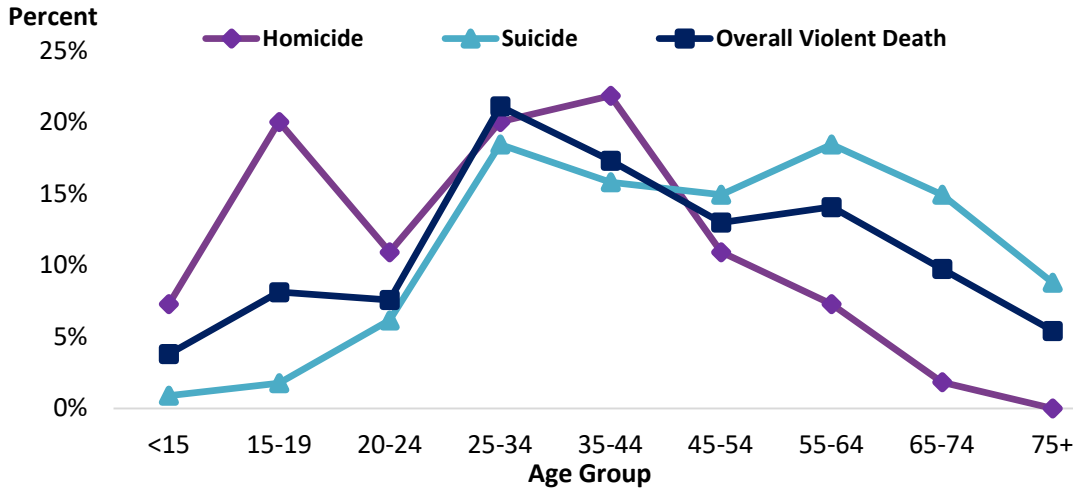
Method of Death: Congressional District 6, NC*



*Other includes falls, motor vehicle, sharp instrument, fire/burns, unknown and other

The North Carolina Violent Death Reporting System (NC-VDRS) is a CDC-funded statewide surveillance system that collects detailed information on violent deaths that occur in North Carolina, including homicide, suicide, unintentional firearm deaths, legal intervention and deaths of undetermined intent. NC-VDRS triangulates information from death certificates, medical examiner reports, and law enforcement reports to understand and aid in the prevention of violent deaths. Data reported in this document are based on residential address of the victim and, instead of a rate, the ratio is reported. This document summarizes fatal injuries from violence that occurred in Congressional District 6 for the year 2023. Since not all deaths resulting from violence are able to be geocoded, the violent death numbers represented in this fact sheet may be slightly underestimated.

Manner of Death by Age Group: Congressional District 6, NC*



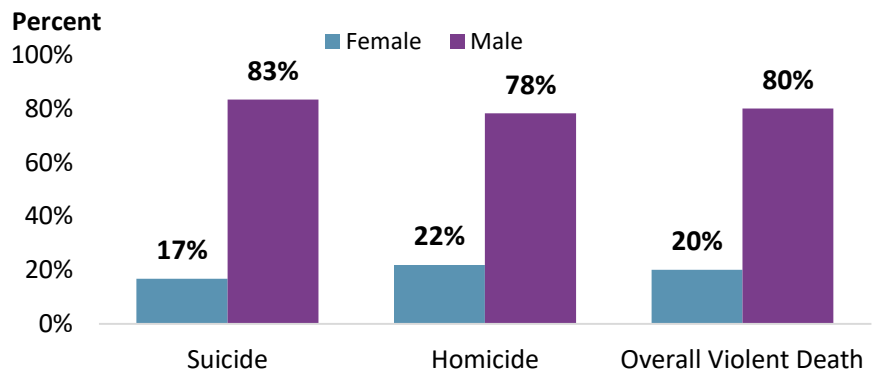
*Age group percents are taken of total homicide, total suicide and total overall violent deaths

- The majority of suicide and homicide victims were male. There were 95 male suicide victims and 43 male homicide victims, which accounted for 83.3% and 78.2% of victims, respectively.

- There were 19 female suicide victims and 12 female homicide victims, which accounted for 16.7% and 21.8% of victims, respectively.

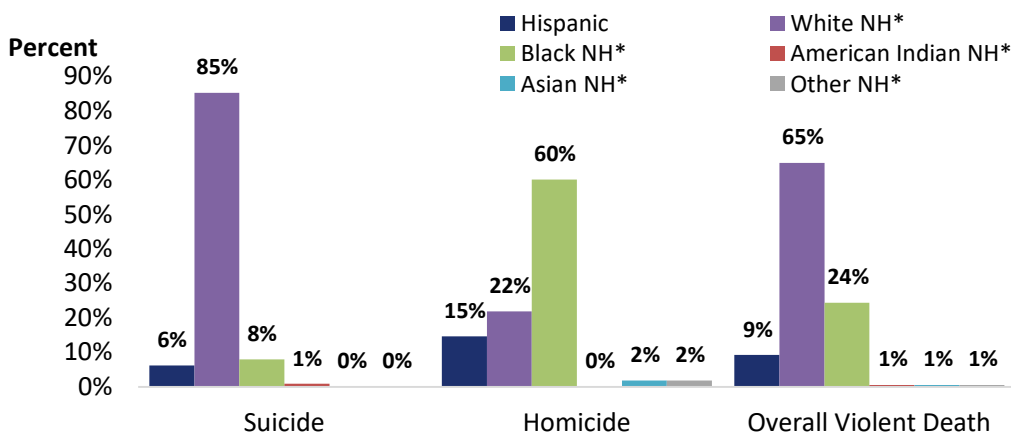
Males consistently have higher proportions of violent deaths than females

Manner of Death by Sex: Congressional District 6, NC*



Uneven distributions are seen among race and manner of death

Manner of Death by Race: Congressional District 6, NC*



*Non-Hispanic

- Patterns of suicide and homicide differed by race. 85.1% of suicide victims were Non-Hispanic (NH) White while only 7.9% were NH Black.

- In contrast, 60.0% of homicide victims were NH Black, and 21.8% were NH White.

- Overall, there were 17 (9.2%) Hispanic, 120 (64.9%) NH White, 45 (24.3%) NH Black, 1 (0.5%) NH American Indian, and 1 (0.5%) NH Asian victims.

The North Carolina Violent Death Reporting System is supported by Cooperative Agreement 5NU17/CE002613-05-00 from the Centers for Disease Control and Prevention (CDC).

NCDHHS Division of Public Health / www.dph.ncdhhs.gov / Injury Epidemiology & Surveillance Unit / 919-707-5425

NC Violent Death Reporting System / 919-707-5432

State of North Carolina / Department of Health and Human Services / www.ncdhhs.gov

NCDHHS is an equal opportunity employer and provider.

2023 FINAL DATA 6/16/2025

Please see the NC-VDRS 2023 Annual Report for additional data and technical information.



NC DEPARTMENT OF
**HEALTH AND
HUMAN SERVICES**
Division of Public Health
Injury and Violence Prevention Branch

