

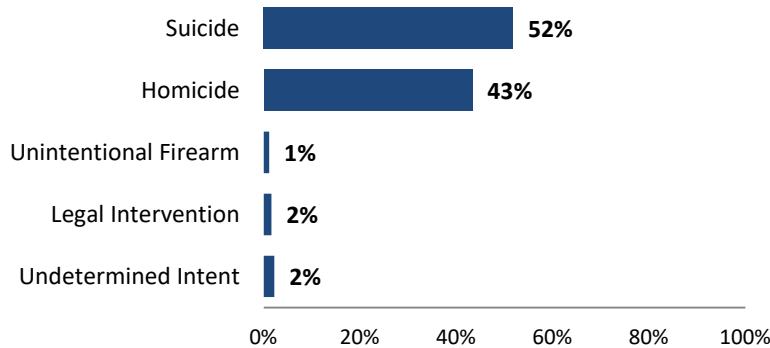
NC Violent Death Reporting System

VIOLENT DEATH IN NORTH CAROLINA: CUMBERLAND COUNTY INCIDENTS, 2014-2023

The North Carolina Violent Death Reporting System (NC-VDRS) is a CDC-funded statewide surveillance system that collects detailed information on violent deaths that occur in North Carolina, including: homicide, suicide, unintentional firearm deaths, legal intervention, and deaths of undetermined intent. NC-VDRS uses information from death certificates, medical examiner reports, and law enforcement reports to understand and aid in the prevention of violent deaths. Data reported in this document are based on the county where the death occurred rather than county of residence.¹ For more information, please visit <https://injuryfreenc.dph.ncdhhs.gov/About/ncVDRS.htm>.

¹The occurrent ratio is used instead of the rate. This statistic is derived from the total number of violent deaths resulting from injuries in a specified geographic region divided by the number of residents in the region.

Manner of Death: Cumberland County, NC: NC-VDRS, 2014-2023*

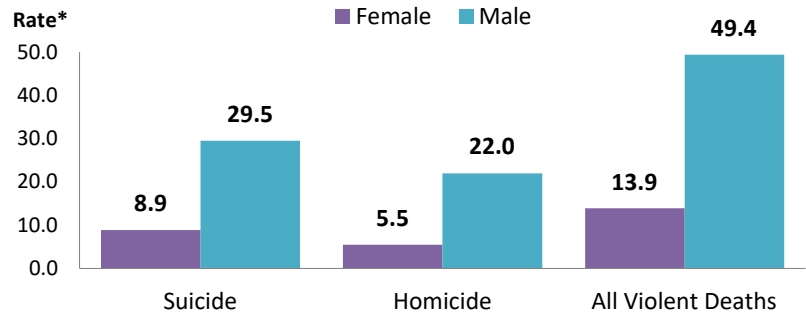


- For the years 2014-2023, there were 1055 violent deaths from injuries sustained in Cumberland County. Of these 1055 deaths, 1022 were NC residents (96.9%) and 943 were Cumberland County residents (89.4%).
- There were 546 suicides (51.8%), 457 homicides (43.3%), 12 unintentional firearm deaths (1.1%), 17 deaths from legal intervention (1.6%), and 23 deaths of undetermined intent (2.2%).

*Based on the county of injury occurrence.

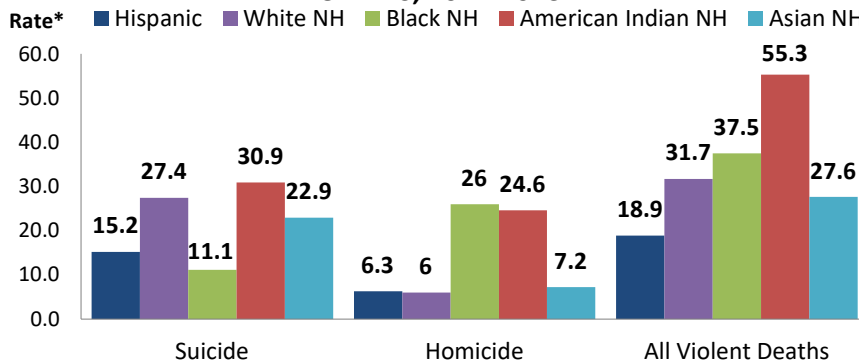
- In Cumberland County, the suicide ratio was 3.3 times higher in males than females, and the homicide ratio was 4.0 times higher in males than in females.

Manner of Death by Sex: Cumberland County, NC: NC-VDRS, 2014-2023*



*Rate per 100,000 based on the county of injury occurrence.

Manner of Death by Race/Ethnicity: Cumberland County, NC: NC-VDRS, 2014-2023*



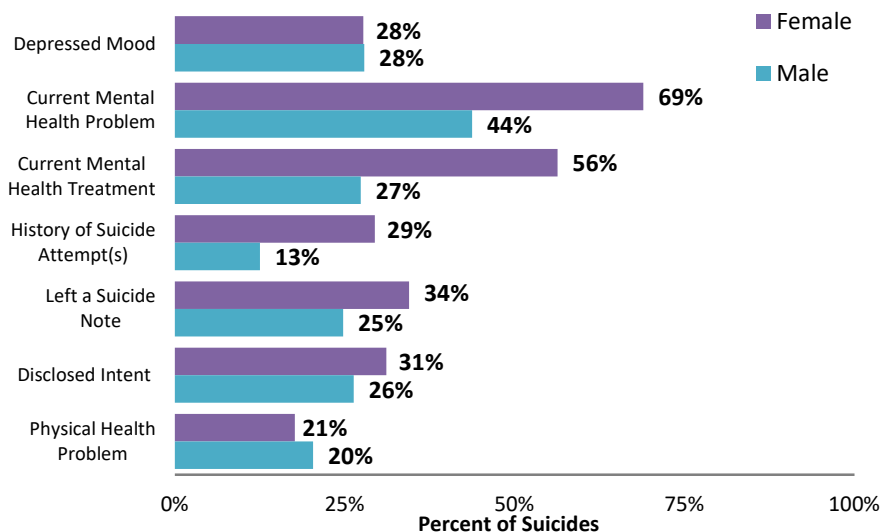
*Rate per 100,000 based on the county of injury occurrence.
Chart excludes eight deaths of unknown or other race/ethnicity.

- The suicide rate was highest among non-Hispanic (NH) American Indian victims (30.9 suicides per 100,000 population) followed by NH White victims (27.4 per 100,000).

- In contrast, the homicide rate was highest among NH Black victims (26.0 per 100,000 population) followed by NH American Indian victims (24.6 per 100,000).

- Suicides and homicides displayed dissimilar age patterns. Homicide rates peaked among those aged 25-34 with 25.0 homicides per 100,000, while suicide rates peaked among those aged 85 and older with 29.6 suicides per 100,000.
- Over three quarters of homicides (81.6%) and more than half of suicides (61.4%) involved firearms.
- Suspicion of intoxication was reported in 11.6% of homicides and 19.8% of suicides.
- For homicide incidents where one or more suspects were identified, the relationship of the victim to the suspect was known (current or former spouse/boyfriend/girlfriend, family, friend or acquaintance) more frequently for female (71.7%) than for male (44.1%) victims.

Circumstances of Suicides: Cumberland County, NC: NC-VDRS, 2014-2023*



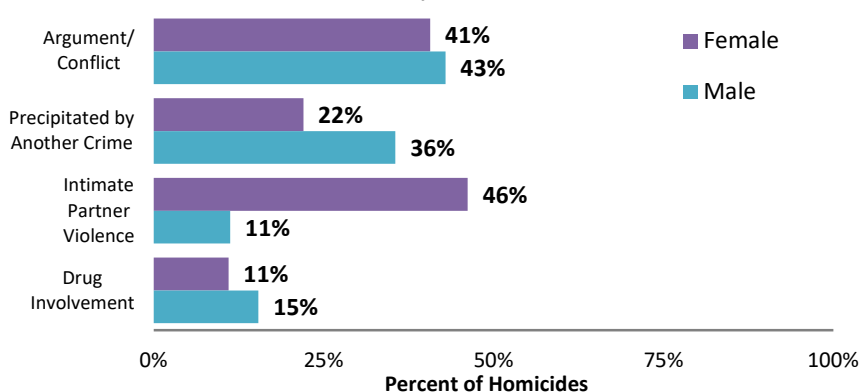
*Based on the county of injury occurrence, 92.1% of cases had circumstance information. Ten females and 33 males were missing circumstance information.

- Twenty-eight percent (27.9%) of male and 27.7% of female Cumberland County suicide victims with circumstance information were characterized as being currently depressed when they died by suicide.

- Sixty-nine percent (68.9%) of female and 43.8% of male suicide victims were characterized as having a current mental health problem.

- Females (29.4%) were more likely to have attempted suicide in the past as compared to males (12.5%).

Circumstances of Homicides: Cumberland County, NC: NC-VDRS, 2014-2023*



*Based on the county of injury occurrence, 93.9% of cases had circumstance information. One female and 27 males were missing circumstance information.

- Arguments or conflicts were more likely to be a contributing factor for male homicides (42.9%) than for female homicides (40.7%).

- Twenty-two percent (22.0%) of female homicides and 35.5% of male homicides were precipitated by another crime such as robbery, burglary, or drug trafficking.

- Intimate partner violence was a contributing factor in 46.2% of female homicides, but only 11.2% of male homicides.

Page 2 of 2

The North Carolina Violent Death Reporting System is supported by Cooperative Agreement 5NU17/CE924955-02-00 with the Centers for Disease Control and Prevention (CDC).

NCDHHS Division of Public Health / www.dph.ncdhhs.gov / Injury Epidemiology & Surveillance Unit/ 919-707-5425

NC Violent Death Reporting System / 919-707-5432

State of North Carolina / Department of Health and Human Services / www.ncdhhs.gov

NCDHHS is an equal opportunity employer and provider.

2023 FINAL DATA 6/16/2025



NC DEPARTMENT OF
**HEALTH AND
HUMAN SERVICES**
Division of Public Health
Injury and Violence Prevention Branch



Please see the NC-VDRS 2023 Annual Report for additional data and technical information.