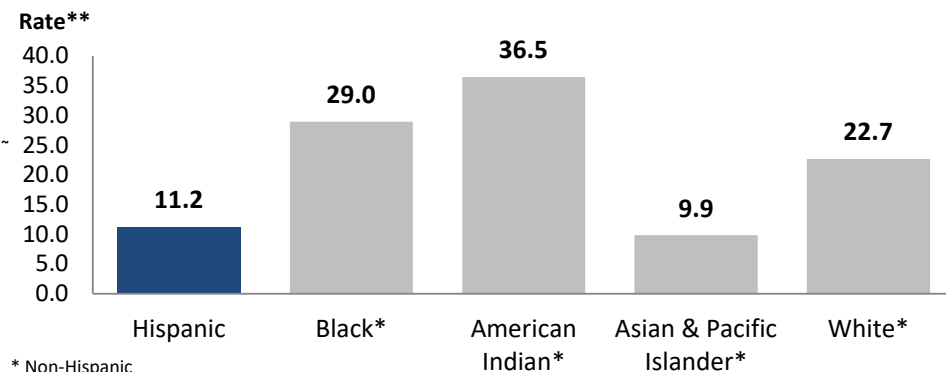


NC Violent Death Reporting System

VIOLENT DEATHS AMONG HISPANIC RESIDENTS IN NORTH CAROLINA: 2014-2023

The North Carolina Violent Death Reporting System (NC-VDRS) is a CDC-funded statewide surveillance system that collects detailed information on violent deaths that occur in North Carolina including: homicide, suicide, unintentional firearm deaths, legal intervention, and deaths of undetermined intent. NC-VDRS uses information from death certificates, medical examiner reports, and law enforcement reports to understand and aid in the prevention of violent deaths. For more information, please visit <https://injuryfreenc.dph.ncdhhs.gov/About/ncVDRS.htm>.

Violent Death Rate by Race/Ethnicity: NC-VDRS, 2014-2023



- For the year 2023, there were 1,238,421 Hispanic residents living in North Carolina, accounting for 11.4 percent of the state's population.

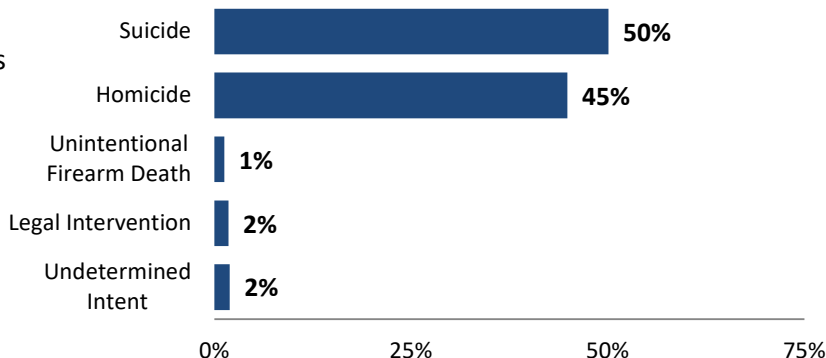
- Hispanic victims had the second lowest rate of violent death by race in North Carolina (11.2 per 100,000 population) from 2014 to 2023.

- From 2014 to 2023, 1170 Hispanic residents in North Carolina died by violence.

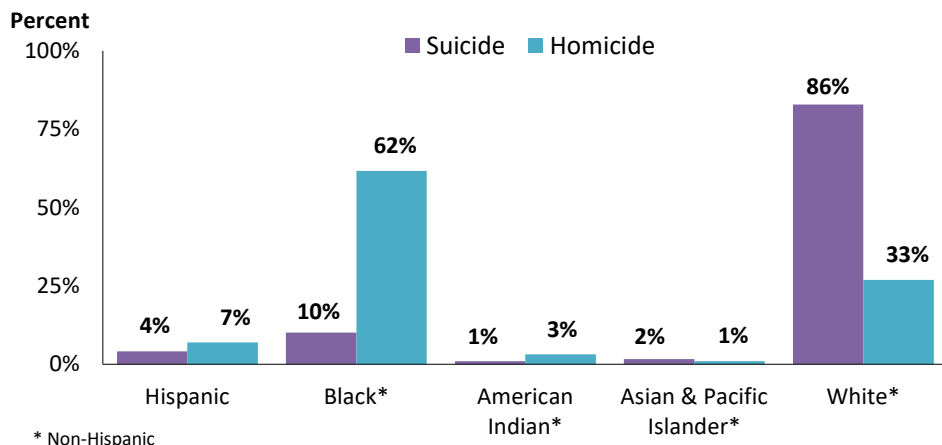
- There were 525 homicides (44.9%), 586 suicides (50.1%), 15 unintentional firearm deaths (1.3%), 21 deaths due to legal interventions (1.8%), and 23 deaths of undetermined intent (2.0%) among Hispanic residents.

- Male Hispanic residents were over four times more likely to die by violence than females from 2014 to 2023 (81.2% versus 18.8%).

Manner of Death Among Hispanic Victims: NC-VDRS 2014-2023



Manner of Death by Race/Ethnicity: NC-VDRS, 2014-2023

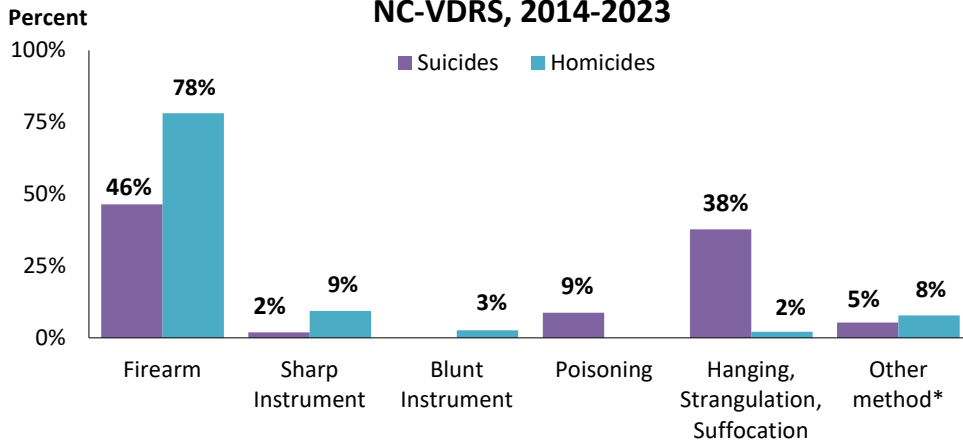


- Hispanic victims accounted for 7.0% of all homicides and 4.1% of all suicides, across all racial groups in North Carolina from 2014 to 2023.

- In contrast, NH Black victims accounted for 61.7% of all homicides and NH White victims accounted for 82.8% of all suicides, across all racial groups in North Carolina from 2014 to 2023.

Method of Death Among Hispanic Victims:

NC-VDRS, 2014-2023



- The majority of homicides (78.1%) and suicides (46.4%) among Hispanic victims involved firearms.

- The second most common method of homicide was sharp instruments (9.3%).

- The second most common method of suicide was hanging, strangulation or suffocation (37.7%).

*Other includes fire/burns, falls, intentional neglect, personal weapons and other methods

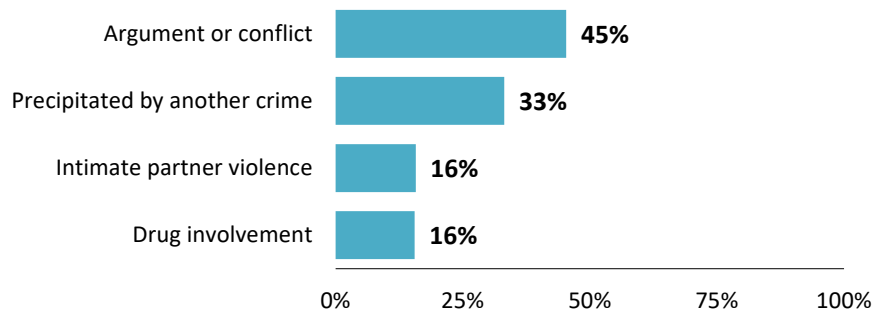
- Of all homicides among Hispanic victims with known circumstance information, nearly half (45.4%) involved an argument or conflict.

- Another serious crime (e.g., robbery, burglary) precipitated 33.2% of homicides among Hispanics.

- Of these homicide victims, 15.8% involved intimate partner violence.

Homicide Circumstances* Among Hispanic Victims:

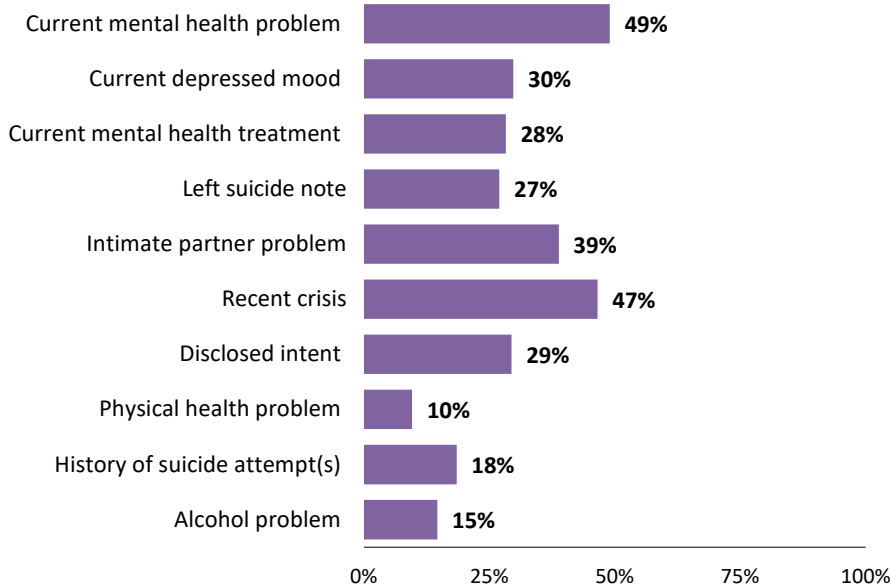
NC-VDRS, 2014-2023



* Ninety-one percent (90.7%) of homicide cases had circumstance information.

Suicide Circumstances* Among Hispanic Victims:

NC-VDRS, 2014-2023



* Ninety-two percent (92.3%) of suicide cases had circumstance information.

- Among Hispanic suicide victims with known circumstance information, 46.6% experienced a recent crisis.

- Nearly half (49.0%) of victims were characterized as having a current mental health problem and 29.8% were characterized as being depressed at the time of suicide.

- Twenty-seven percent (27.0%) of Hispanic suicide victims left a suicide note and 29.4% disclosed their suicide intent.

- Thirty-nine percent (38.8%) of Hispanic suicide victims experienced a recent problem with an intimate partner.

The North Carolina Violent Death Reporting System is supported by Cooperative Agreement 5NU17/CE002613-05-00 from the Centers for Disease Control and Prevention (CDC).

NCDHHS Division of Public Health / www.publichealth.nc.gov / Injury Epidemiology & Surveillance Unit/ 919-707-5425

NC Violent Death Reporting System / 919-707-5432

State of North Carolina / Department of Health and Human Services / www.ncdhhs.gov

NCDHHS is an equal opportunity employer and provider.

2023 FINAL DATA 6/16/2025

Please see the NC-VDRS 2023 Annual Report for additional data and technical information:

<https://injuryfreenc.dph.ncdhhs.gov/DataSurveillance/ViolentDeathData.htm>



NC DEPARTMENT OF
HEALTH AND
HUMAN SERVICES
Division of Public Health
Injury and Violence Prevention Branch

NORTH CAROLINA VIOLENT DEATH
REPORTING SYSTEM
NC VDRS