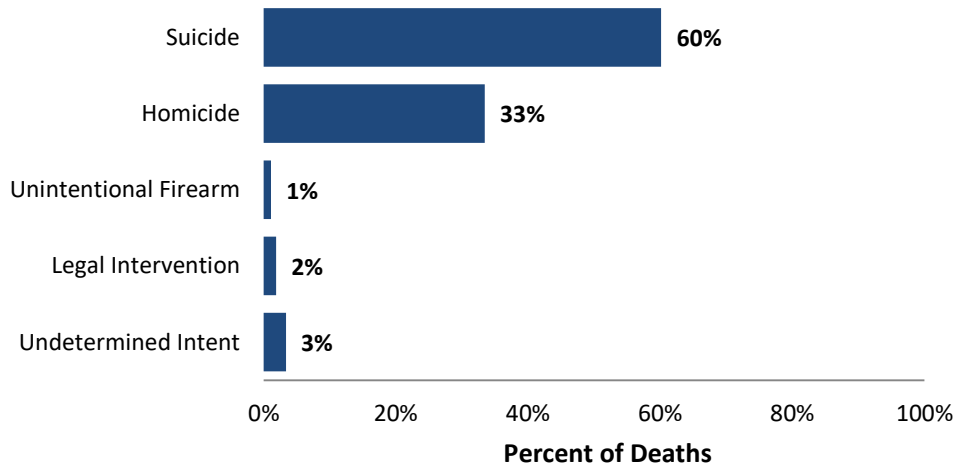


NC Violent Death Reporting System

VIOLENT DEATHS IN NORTH CAROLINA, 2023

The North Carolina Violent Death Reporting System (NC-VDRS) is a CDC-funded statewide surveillance system that collects detailed information on violent deaths that occur in North Carolina including: homicide, suicide, unintentional firearm deaths, legal intervention, and deaths of undetermined intent. NC-VDRS uses information from death certificates, medical examiner reports, and law enforcement reports to understand and aid in the prevention of violent deaths. For more information, please visit <https://injuryfreenc.dph.ncdhhs.gov/About/ncVDRS.htm>.

Manner of Death: NC-VDRS, 2023

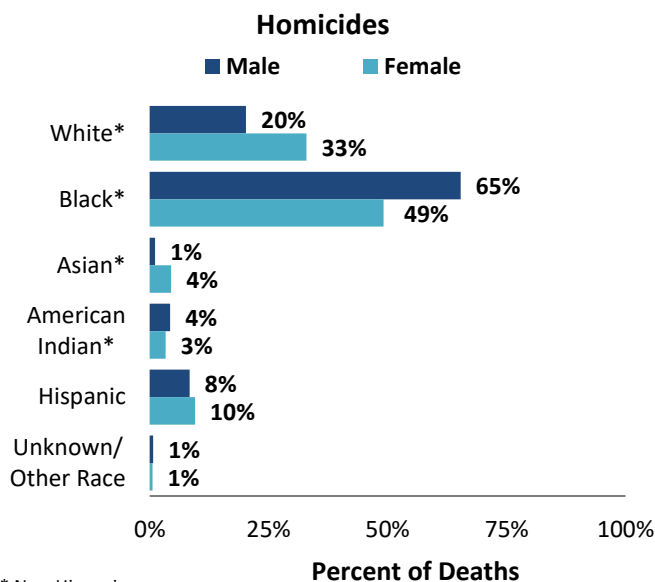


- In 2023, 2,647 North Carolina residents died by violence.

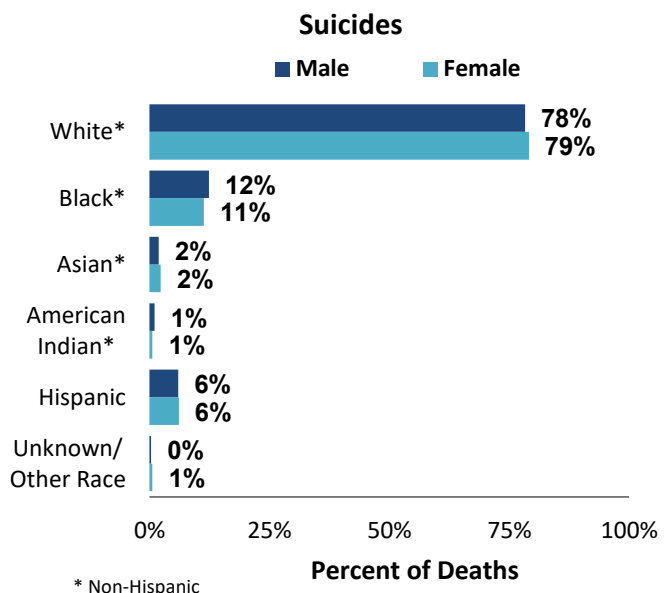
- There were 1,593 suicides (60.2%), 886 homicides (33.5%), 50 deaths from legal interventions (1.9%), 29 unintentional firearm deaths (1.1%), and 89 deaths of undetermined intent (3.4%) in 2023.

- The majority of suicide and homicide victims were male. Males accounted for 78.4% of suicide victims and 79.8% of homicide victims.
- Patterns of suicides and homicides differed by race. Most suicide victims were non-Hispanic (NH) White residents (78.5%), while 12.2% were NH Black residents.
- In contrast, 62.1% of homicide victims were NH Black residents, and 22.8% were NH White residents.

Violent Deaths by Sex and Race: NC-VDRS, 2023

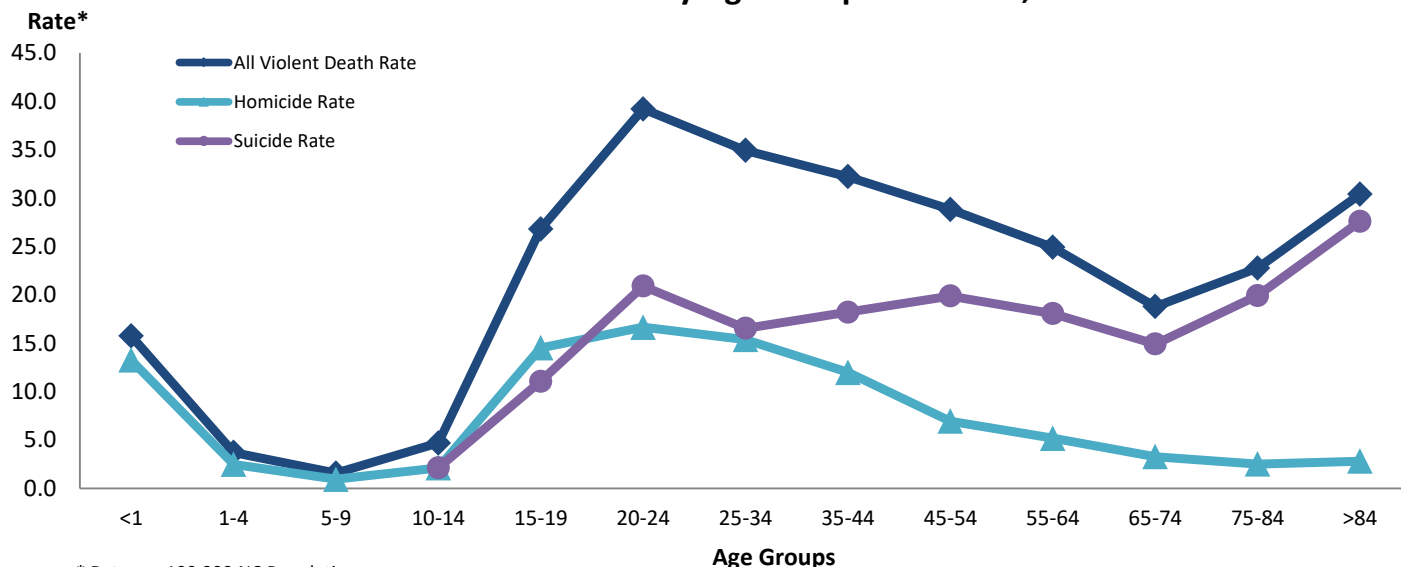


* Non-Hispanic



* Non-Hispanic

Violent Death Rates by Age Group : NC-VDRS, 2023*



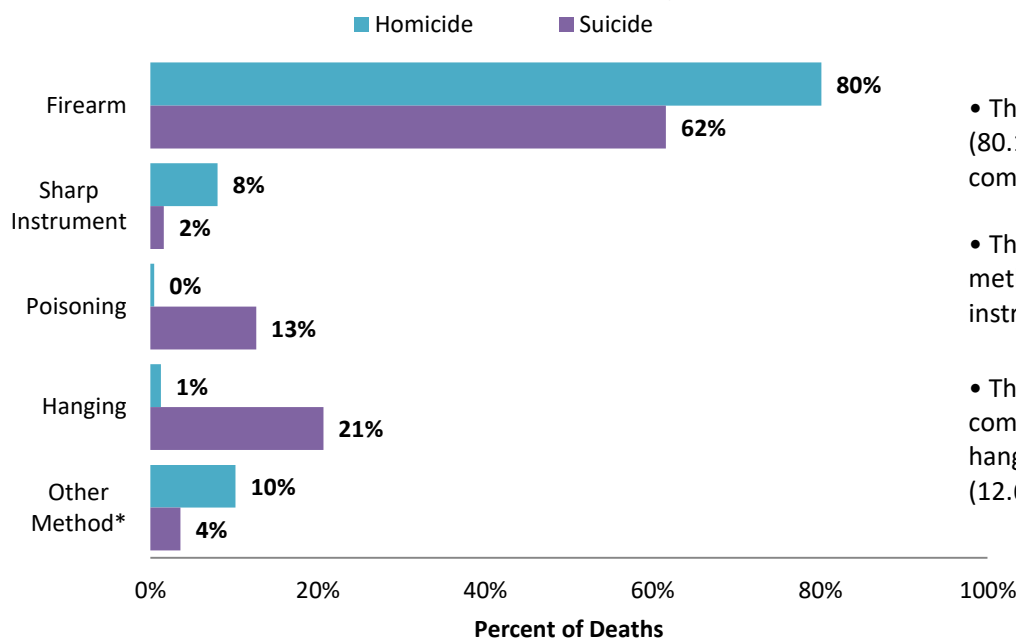
* Rate per 100,000 NC Population

† Indicates fewer than 5 deaths; rates based on fewer than 5 deaths are considered unstable and should not be used.

Note: Lines may appear broken due to rate suppression. Suicide data limited to ages 10 and older

- Suicide and homicide rates displayed different patterns by age.
- Homicide rates peaked in the 20 to 24 year age group.
- Suicide rates rose steadily from 10 to 24 years of age, stayed steady from 25 to 74, and rose again from 75 years and older. Suicide rates peaked among those ages 85 and older.

Method of Death: NC-VDRS, 2023



• The majority of homicides (80.1%) and suicides (61.6%) were committed using firearms.

• The second most common method of homicide was sharp instruments (8.0%).

• The second and third most common methods of suicide were hanging (20.7%) and poisoning (12.6%).

*Other includes fire/burns, unarmed assault, blunt trauma, falls, and other methods of death.

The North Carolina Violent Death Reporting System is supported by Cooperative Agreement 5 NU17CE924955-02-00 from the Centers for Disease Control and Prevention (CDC).

NCDHHS Division of Public Health / www.dph.ncdhhs.gov / Injury Epidemiology & Surveillance Unit/ 919-707-5425

NC Violent Death Reporting System / 919-707-5432

State of North Carolina / Department of Health and Human Services / www.ncdhhs.gov

NCDHHS is an equal opportunity employer and provider.

2023 FINAL DATA 6/16/2025

Please see the NC-VDRS Annual Report for additional data and technical information:

<https://injuryfreenc.dph.ncdhhs.gov/DataSurveillance/ViolentDeathData.htm>



NC DEPARTMENT OF
**HEALTH AND
HUMAN SERVICES**
Division of Public Health
Injury and Violence Prevention Branch

NORTH CAROLINA VIOLENT DEATH
NC VDRS
REPORTING SYSTEM