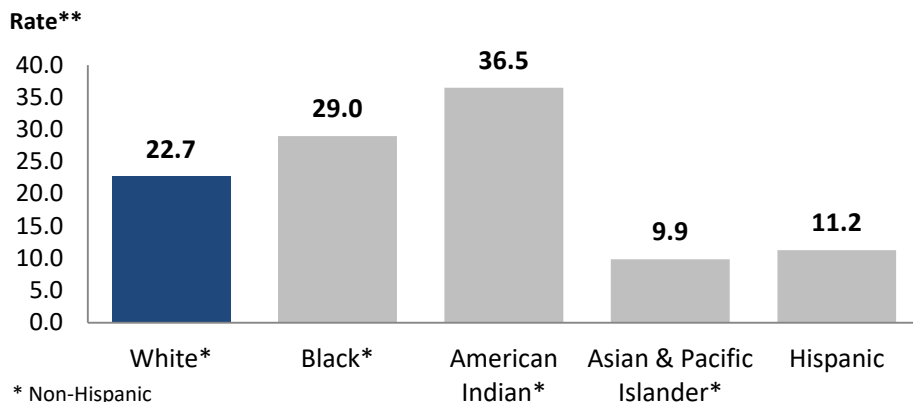


NC Violent Death Reporting System

VIOLENT DEATHS AMONG NON-HISPANIC WHITE RESIDENTS IN NORTH CAROLINA: 2014-2023

The North Carolina Violent Death Reporting System (NC-VDRS) is a CDC-funded statewide surveillance system that collects detailed information on violent deaths that occur in North Carolina including: homicide, suicide, unintentional firearm deaths, legal intervention, and deaths of undetermined intent. NC-VDRS uses information from death certificates, medical examiner reports, and law enforcement reports to understand and aid in the prevention of violent deaths. For more information, please visit <https://injuryfreenc.dph.ncdhhs.gov/About/ncVDRS.htm>.

Violent Death Rate by Race/Ethnicity: NC-VDRS, 2014-2023



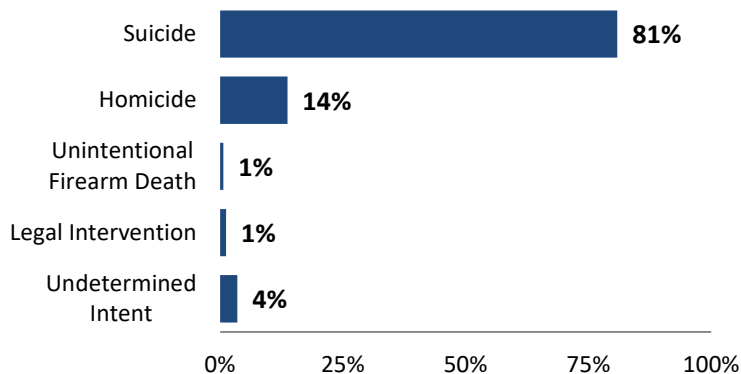
- For the year 2023, there were 6,573,391 non-Hispanic (NH) White residents living in North Carolina, accounting for 60.7% of the state's population.

- NH White victims had the third highest rate of violent death by race in North Carolina (22.7 per 100,000 population) from 2014 to 2023.

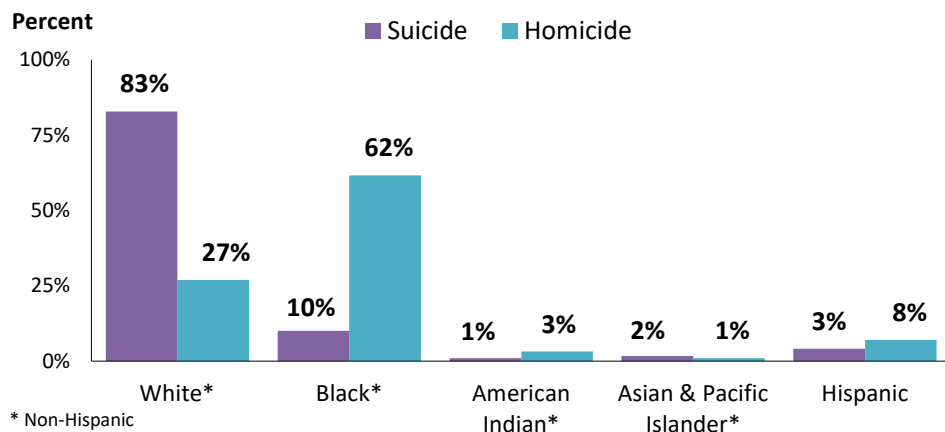
* Non-Hispanic
 ** Rate per 100,000 population

- From 2014 to 2023, 14,716 NH White residents in North Carolina died by violence.
- There were 2,015 homicides (13.7%), 11,902 suicides (80.9%), 98 unintentional firearm deaths (0.7%), 182 deaths due to legal interventions (1.2%), and 519 deaths of undetermined intent (3.5%) among NH White residents.
- Male NH White residents were more likely to die by violence than females from 2014 to 2023 (74.7% versus 25.3%).

Manner of Death Among NH White Victims: NC-VDRS 2014-2023



Manner of Death by Race/Ethnicity: NC-VDRS, 2014-2023

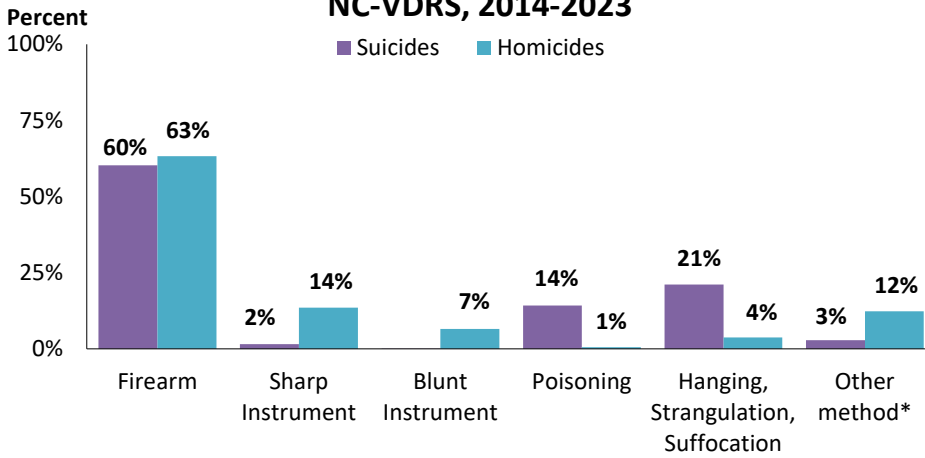


- NH White victims accounted for 26.9% of all homicides and 82.8% of all suicides, across all racial groups in North Carolina from 2014 to 2023.

- In contrast, NH Black victims accounted for 61.7% of all homicides and 10.1% of all suicides, across all racial groups in North Carolina from 2014 to 2023.

* Non-Hispanic

Method of Death Among NH White Victims: NC-VDRS, 2014-2023

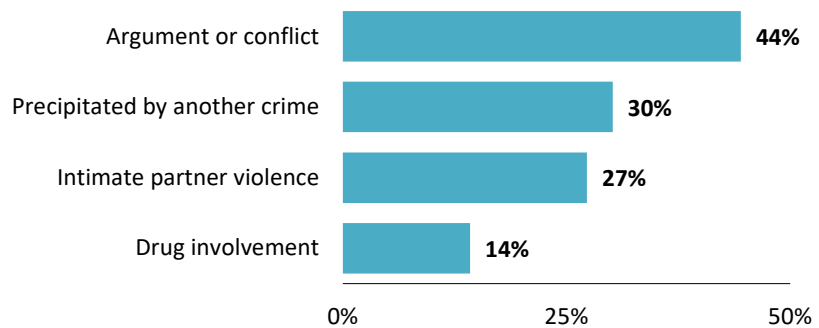


- The majority of homicides (63.3%) and suicides (60.3%) among NH White victims involved firearms.
- The second most common method of homicide was sharp instruments (13.6%).
- The second most common method of suicide was hanging, strangulation or suffocation (21.2%).

*Other includes fire/burns, falls, intentional neglect, personal weapons and other methods.

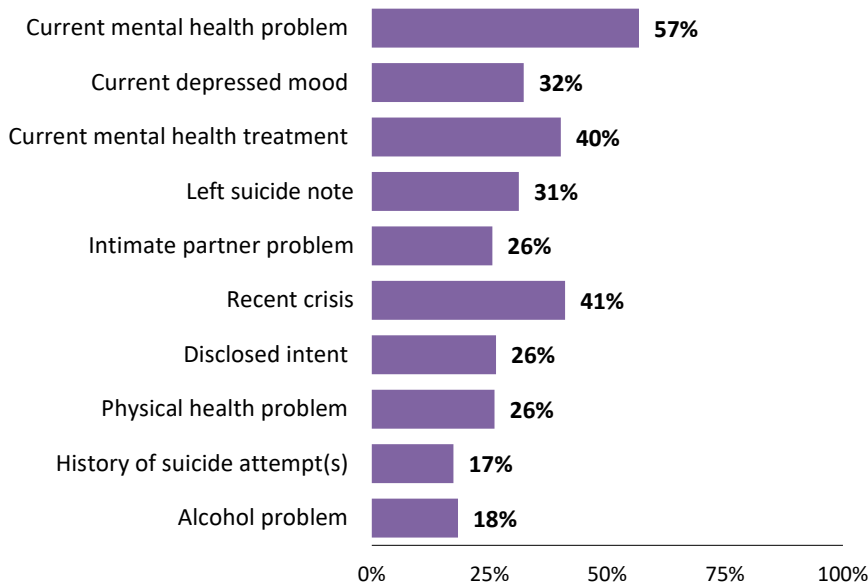
- Of all homicides among NH White victims with known circumstance information, over two-fifths (44.5%) involved an argument or conflict.
- Another serious crime (e.g., robbery, burglary) precipitated 30.2% of homicides among NH White victims.
- Of these homicides, 27.3% involved intimate partner violence.

Homicide Circumstances* Among NH White Victims: NC-VDRS, 2014-2023



* Ninety-five percent (95.3%) of homicide cases had circumstance information.

Suicide Circumstances* Among NH White Victims: NC-VDRS, 2014-2023



* Ninety-seven percent (96.9%) of suicide cases had circumstance information.

- Among NH White suicide victims with known circumstance information, 56.7% were characterized as having a current mental health problem and 32.3% were characterized as being depressed at the time of suicide.
- More than one-third (41.0%) of NH White suicide victims experienced a recent crisis.
- Thirty-one percent (31.2%) of NH White suicide victims left a suicide note and 26.4% disclosed their suicidal intent.
- One-quarter (25.6%) of NH White suicide victims experienced a recent problem with an intimate partner.

The North Carolina Violent Death Reporting System is supported by Cooperative Agreement 5NU17/CE002613-05-00 from the Centers for Disease Control and Prevention (CDC).

NCDHHS Division of Public Health / www.dph.ncdhhs.gov / Injury Epidemiology & Surveillance Unit/ 919-707-5425
NC Violent Death Reporting System / 919-707-5432

State of North Carolina / Department of Health and Human Services / www.ncdhhs.gov
NCDHHS is an equal opportunity employer and provider.
2023 FINAL DATA 6/16/2025

Please see the NC-VDRS 2023 Annual Report for additional data and technical information:

<https://injuryfreenc.dph.ncdhhs.gov/DataSurveillance/ViolentDeathData.htm>



NC DEPARTMENT OF
**HEALTH AND
HUMAN SERVICES**
Division of Public Health
Injury and Violence Prevention Branch

