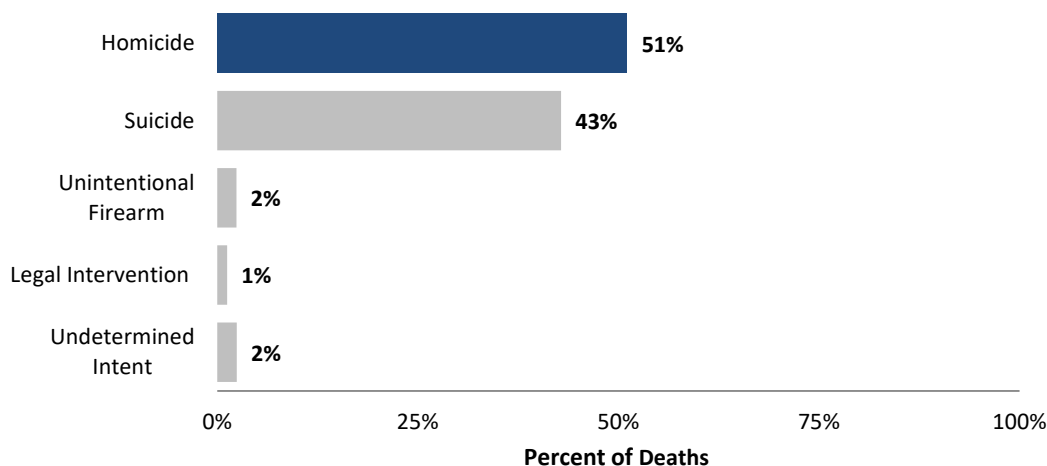


NC Violent Death Reporting System

YOUTH HOMICIDE IN NORTH CAROLINA: 2014-2023

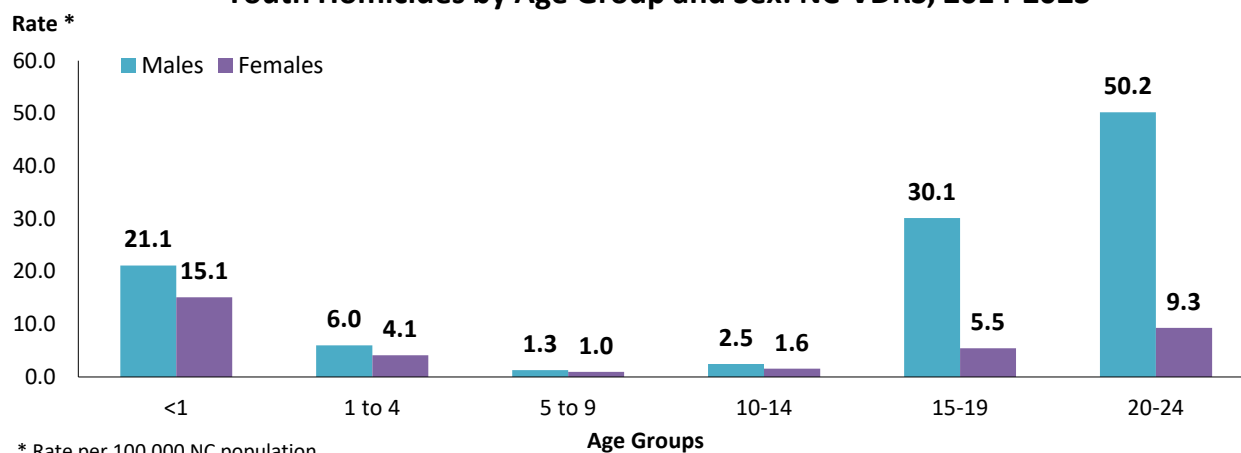
The North Carolina Violent Death Reporting System (NC-VDRS) is a CDC-funded statewide surveillance system that collects detailed information on violent deaths that occur in North Carolina including: homicide, suicide, unintentional firearm deaths, legal intervention, and deaths of undetermined intent. NC-VDRS uses information from death certificates, medical examiner reports, and law enforcement reports to understand and aid in the prevention of violent deaths. For more information, please visit <https://injuryfreenc.dph.ncdhhs.gov/About/ncVDRS.htm>.

Manner of Death among Youth (Ages 0-24): NC-VDRS, 2014-2023



• Of the 7,951 violent deaths in North Carolina among youth aged 0-24, there were 4,063 homicides (51.1%).

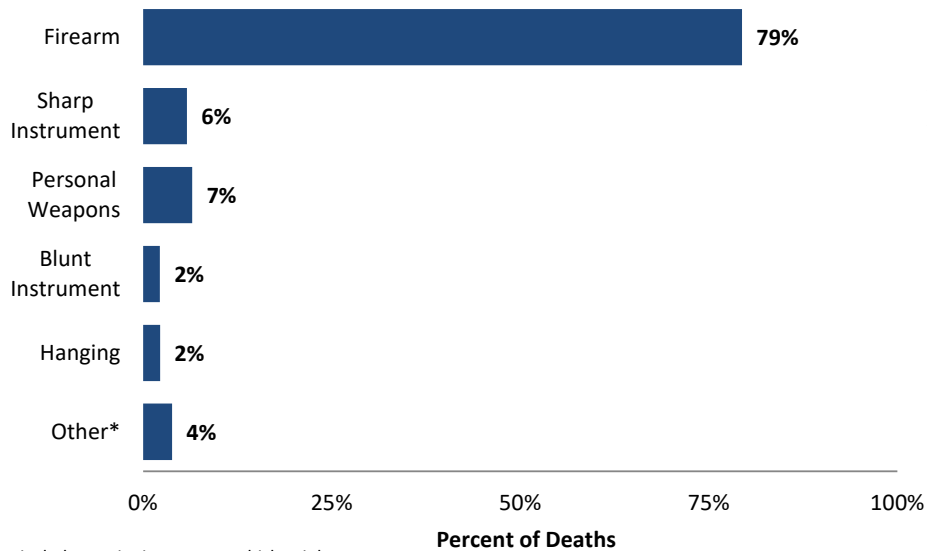
Youth Homicides by Age Group and Sex: NC-VDRS, 2014-2023



• For every age group, there were more youth homicides among males than females. Homicide rates among females peaked among those aged less than 1, with a rate of 15.1 per 100,000. For males, the homicide rate peaked among those aged 20-24, with a rate of 50.2 per 100,000. The rate of homicides was approximately 4.1 times greater for males than females overall, and the rate for 15- to 24-year-olds was 5.5 times greater for males than females.

• Youth homicide patterns differed by race. Although non-Hispanic (NH) Whites composed more than half (55.1%) of the total population, they accounted for 18.2% of youth homicides, while NH Black homicide victims accounted for 23.9% of the total population but, 68.4% of youth homicides. The rate of homicides for NH Black victims was 36.7 per 100,000 population, compared to a rate of 32.1, 7.5, and 4.2 per 100,000 population for NH American Indians, Hispanics, and NH Whites respectively.

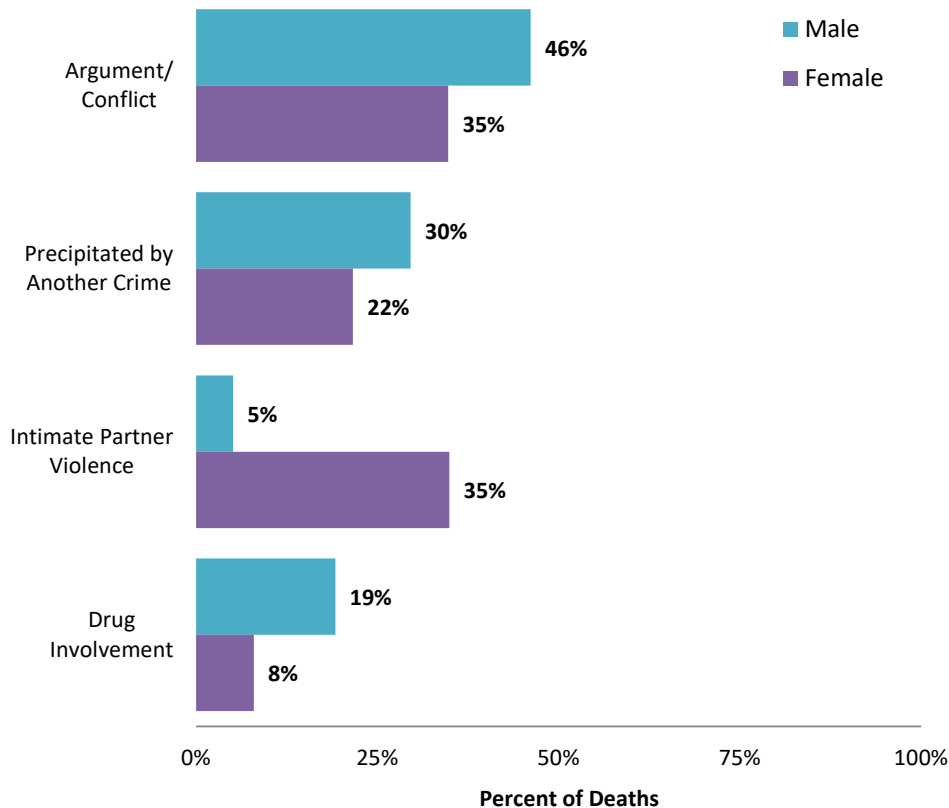
Method of Youth Homicide: NC-VDRS, 2014-2023



*Other includes poisoning, motor vehicle, violent shaking, drowning, fire/burns, intentional neglect, unknown method, and other causes of death.

- Firearms were used in 79.4% of youth homicides, while sharp instruments were used in 5.8% of all homicides.
- Personal weapons (fists, feet, and hands) were used in 6.5% of youth homicides. Of the remaining methods used in homicides (8%), each method was used in 3.8% of homicides or less.

Circumstances of Homicides: NC-VDRS, 2014-2023



* 90.8% of cases had circumstance information. Thirty-eight females and 336 males were missing circumstance information.

- Argument, abuse or conflict unrelated to intimate partner violence (IPV) was noted as a contributing factor in 43.9% of youth homicides with reported circumstances.
- Of youth homicides, 28.0% were precipitated by another crime, such as robbery, burglary or drug trafficking.
- IPV was indicated as a contributing factor in 11.0% of homicides overall, 5.1% of male homicides, and 34.9% of female homicides.
- Drug involvement was identified as a contributing factor in 17.0% of all youth homicides, 19.2% of male youth homicides and 8.0% of female youth homicides.

The North Carolina Violent Death Reporting System is supported by Cooperative Agreement 5 NU17CE924955-02-00 from the Centers for Disease Control and Prevention (CDC).

NCDHHS Division of Public Health / www.dph.ncdhhs.gov / Injury Epidemiology & Surveillance Unit/ 919-707-5425

NC Violent Death Reporting System / 919-707-5432

State of North Carolina / Department of Health and Human Services / www.ncdhhs.gov

NCDHHS is an equal opportunity employer and provider.

2023 FINAL DATA 06/16/2025

Please see the NC-VDRS 2023 Annual Report for additional data and technical information:

<https://injuryfreenc.dph.ncdhhs.gov/DataSurveillance/ViolentDeathData.htm>



NC DEPARTMENT OF
**HEALTH AND
HUMAN SERVICES**
Division of Public Health
Injury and Violence Prevention Branch

**NORTH CAROLINA VIOLENT DEATH
REPORTING SYSTEM**