

North Carolina Health Care-Associated Infections Report

Data from January 1 - September 30, 2025

Novant Health Rowan Medical Center, Salisbury, Rowan County

Disclaimer: This report is for data cleaning purposes only. Hospitals have 30 days following receipt of this report to correct discrepancies in NHSN. A non-response within the 30 days will be interpreted as verification of data accuracy and completeness.

2024 Hospital Survey Information

Hospital Type:	Acute Care Hospital
Medical Affiliation:	Undergraduate
Admissions in 2024:	12,916
Patient Days in 2024:	59,959
Total Number of Beds:	245
Number of ICU Beds:	20
FTE* Infection Preventionists:	1.40
Number of FTEs* per 100 beds:	0.57

*FTE = Full-time equivalent
[. = Data not reported]



Catheter-Associated Urinary Tract Infections (CAUTI)

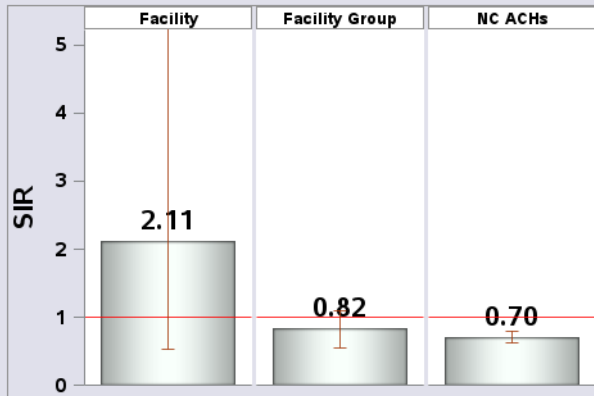


Figure 1: SIRs and 95% confidence intervals, Jan-Sept 2025.

Table 1. Number of Observed and Predicted Infections by ICU and Ward Type, Jan-Sept 2025.

Unit Type	Observed Infections	Predicted Infections	How Does This Facility Compare to the National Experience?
Adult/Ped ICUs	0	Less than 1.0	No Conclusion
Adult/Ped Wards	3	1.0	Same
All reporting units	3	1.4	Same

Note: SIR=Standardized Infection Ratio. SIR is calculated by #Observed/#Predicted.
Note: SIR not calculated if <50 catheter days or <1 predicted infection.
Note: Red line represents the NHSN baseline experience, 2022.

How Does This Facility Compare to the National Experience?

= Same: About the same number of infections as predicted by the national baseline experience

Methicillin-Resistant Staphylococcus aureus Laboratory-Identified Bacteremia (MRSA LabID)

Note: LabID events are based on positive laboratory results only; not all LabID events represent true illnesses. Events reported here may be higher than events based on clinically-defined illness.

Table 2. Number of Observed and Predicted MRSA Events, Jan-Sept 2025

Unit Type	Observed Events	Predicted Events	How Does This Facility Compare to the National Experience?
Facility-wide inpatient	1	1.6	Same

Note: SIR=Standardized Infection Ratio. SIR is calculated by #Observed/#Predicted.
Note: Red line represents the NHSN baseline experience, 2022.

How Does This Facility Compare to the National Experience?

= Same: About the same number of infections as predicted by the national baseline experience

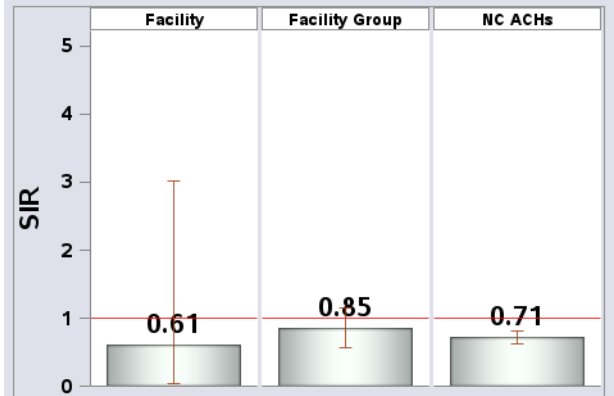


Figure 2: SIRs and 95% Confidence Intervals, Jan-Sept 2025.

Clostridioides difficile Laboratory-Identified Infections (CDI LabID)

Note: LabID events are based on positive laboratory results only - not all LabID events represent true illnesses. Rates reported here may be higher than rates based on clinically-defined illness.

Table 3. Number of Observed and Predicted CDIs, Jan-Sept 2025

Unit Type	Observed Events	Predicted Events	How Does This Facility Compare to the National Experience?
Facility-wide inpatient	0	5.5	Better

Note: SIR=Standardized Infection Ratio. SIR is calculated by #Observed/#Predicted.
Note: Red line represents the NHSN baseline experience, 2022.

How Does This Facility Compare to the National Experience?

★ **Better:** Fewer infections than predicted by the national baseline experience

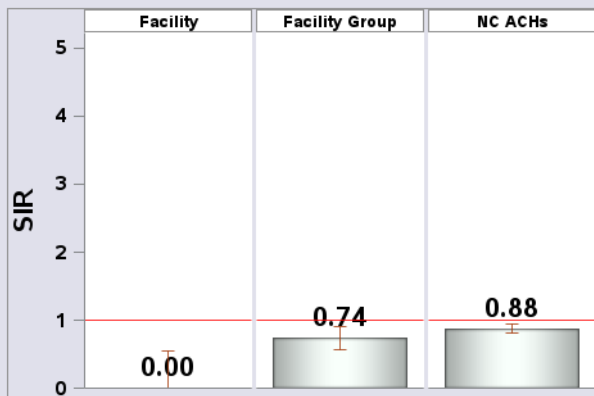


Figure 3: SIRs and 95% Confidence Intervals, Jan-Sept 2025.

North Carolina Health Care-Associated Infections Report
Data from January 1 - September 30, 2025
Novant Health Rowan Medical Center, Salisbury, Rowan County

Disclaimer: This report is for data cleaning purposes only. Hospitals have 30 days following receipt of this report to correct discrepancies in NHSN. A non-response within the 30 days will be interpreted as verification of data accuracy and completeness.

Central Line-Associated Bloodstream Infections (CLABSI)

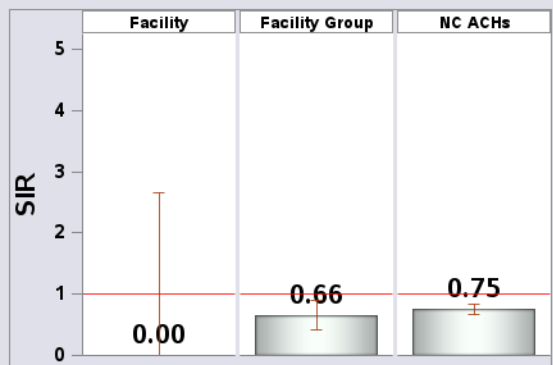


Table 4. Number of Observed and Predicted CLABSI Infections by ICU and Ward Type, Jan-Sept 2025

Unit Type	Observed Infections	Predicted Infections	How Does This Facility Compare to the National Experience?
Adult/Ped ICUs	0	Less than 1.0	No Conclusion
Adult/Ped Wards	0	Less than 1.0	No Conclusion
All reporting units	0	1.1	Same

Note: SIR=Standardized Infection Ratio. SIR is calculated by #Observed/#Predicted.
 Note: SIR not calculated if <50 central line days or <1 predicted infection.
 Note: Red line represents the NHSN baseline experience, 2022.

How Does This Facility Compare to the National Experience?
 = Same: About the same number of infections as predicted by the national baseline experience

Figure 4: SIRs and 95% confidence intervals, Jan-Sept 2025.

Surgical Site Infections (SSI) after Abdominal Hysterectomies

Table 5. Number of Observed and Predicted SSI Infections (abdominal hysterectomies), Jan-Sept 2025.

Unit Type	Observed Infections	Predicted Infections	How Does This Facility Compare to the National Experience?
Facility-wide inpatient	1	Less than 1.0	No Conclusion

Note: SIR=Standardized Infection Ratio. SIR is calculated by #Observed/#Predicted.
 Note: Infections from deep incisional and/or organ space.
 Note: Red line represents the NHSN baseline experience, 2022.

How Does This Facility Compare to the National Experience?
 No Conclusion: Data were reported, but there was not enough information to make a reliable comparison

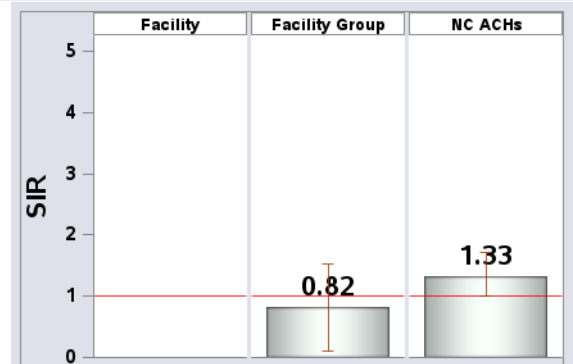


Figure 5: SIRs and 95% Confidence Intervals, Jan-Sept 2025

Surgical Site Infections (SSI) after Colon Surgeries

Table 6. Number of Observed and Predicted SSI Infections (colon surgeries), Jan-Sept 2025.

Unit Type	Observed Infections	Predicted Infections	How Does This Facility Compare to the National Experience?
Facility-wide inpatient	3	1.9	Same

Note: SIR=Standardized Infection Ratio. SIR is calculated by #Observed/#Predicted.
 Note: Infections from deep incisional and/or organ space.
 Note: Red line represents the NHSN baseline experience, 2022.

How Does This Facility Compare to the National Experience?
 = Same: About the same number of infections as predicted by the national baseline experience

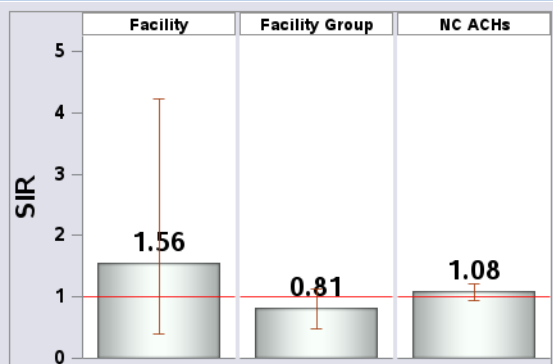


Figure 6: SIRs and 95% Confidence Intervals, Jan-Sept 2025

Ventilator-Associated Events (VAE)

Note from NCDHHS Division of Public Health: VAEs are not reportable at this facility type after 2018Q3