


# **North Carolina Kindergarten Oral Health Status**

## **2023 - 2024 Statewide Gender Summary**



NC DEPARTMENT OF  
**HEALTH AND  
HUMAN SERVICES**  
Division of Public Health  
Oral Health Section

## North Carolina Calibrated Dental Screening Data

In 2015-16 OHS transitioned to a regional model for delivering public health hygiene services. As a result, OHS collaborates with the Association of State and Territorial Dental Directors and the Division of Public Health, State Center for Health Statistics to select a random sample of elementary schools to reflect both regional and statewide kindergarten assessment data. These charts contain the following pieces of dental health information.

- # Screened: The number of students screened.
- N: The number of students with condition.
- Wt. Pct.: The weighted percentage of students with condition.
- 95% LCL: The lower 95% confidence limit for the weighted percent.
- 95% UCL: The upper 95% confidence limit for the weighted percent.
- Decay experience::Children with treated or untreated decay.
- No Decay: Determined as children that have never had a cavity or a filling.
- Dental Sealants: Children who have at least one sealant on a permanent molar tooth.
- Treated Decay: Determined by the presence of any type of filling or a tooth that is missing because it was extracted as a result of tooth decay.
- Untreated Decay: Children with untreated tooth decay.
- Urgent Dental Care: An urgent need for dental care because of signs or symptoms that include pain, infection or swelling.

Data for groups of four or smaller are recorded as \*\*\*\* in these reports since the sample size is so small. However, the data for these groups are included in the total school, county, region and state level data. Also, rates on counts less than 20 may be statistically unreliable and should be interpreted with caution.

For reports containing race ethnicity and gender data, the following definitions apply:

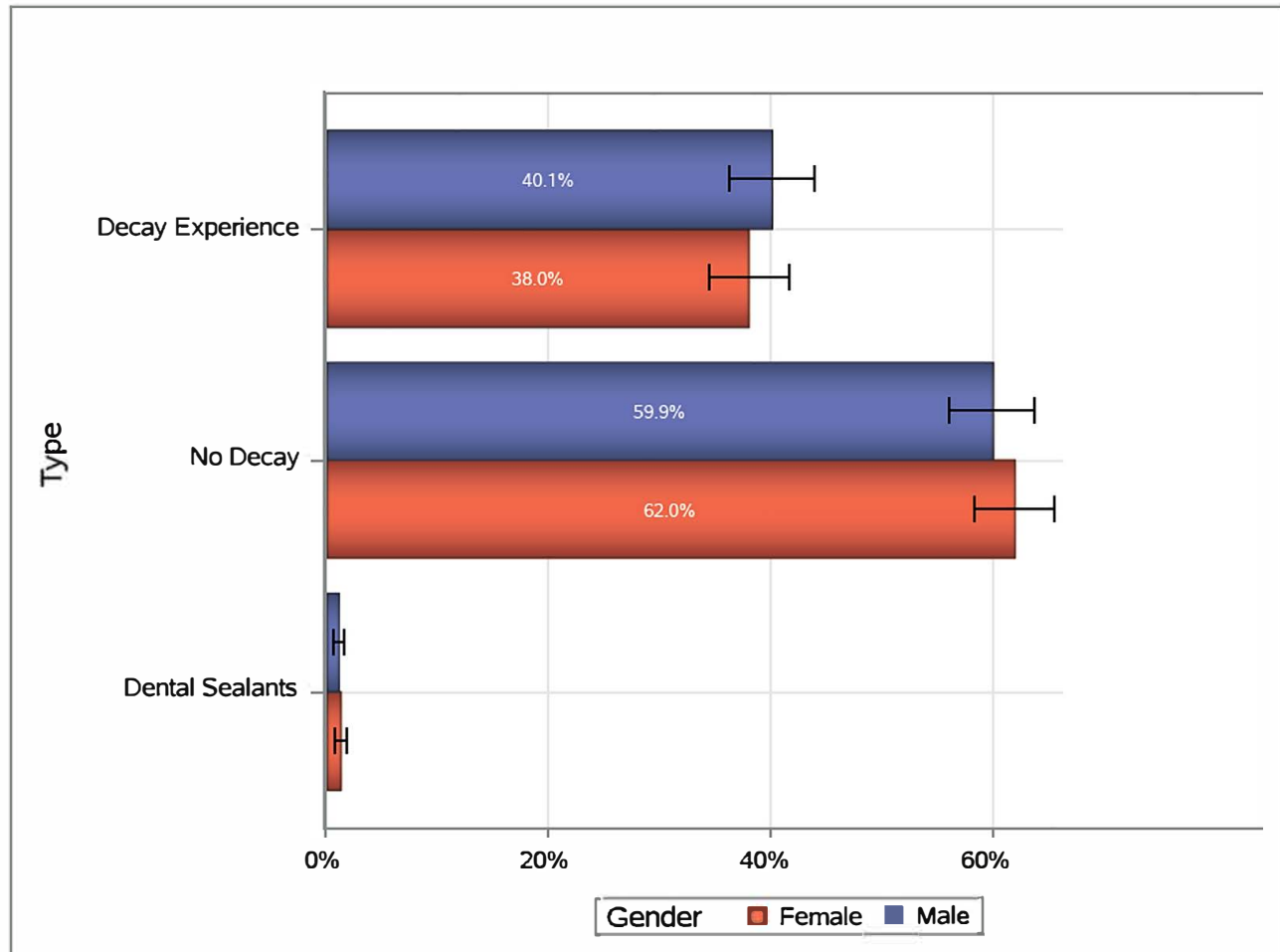
- Multiracial - Self-designated into two or more racial groups
- Unknown - either declined to declare or self-selected

### Disclaimers:

- Methodology in this report includes weights, which differs from previous years' reports.
- Since the enactment of the NC Parents' Bill of Rights (S.L. 2023-106) in 2023, some schools require active consent, some require passive consent, and some do not participate in screenings. In the schools that use active consent, the number of oral screenings conducted is dependent on the consent response rates. As such, schools that require active consent and those that do not participate may result in an overall lower number of screenings conducted across North Carolina.


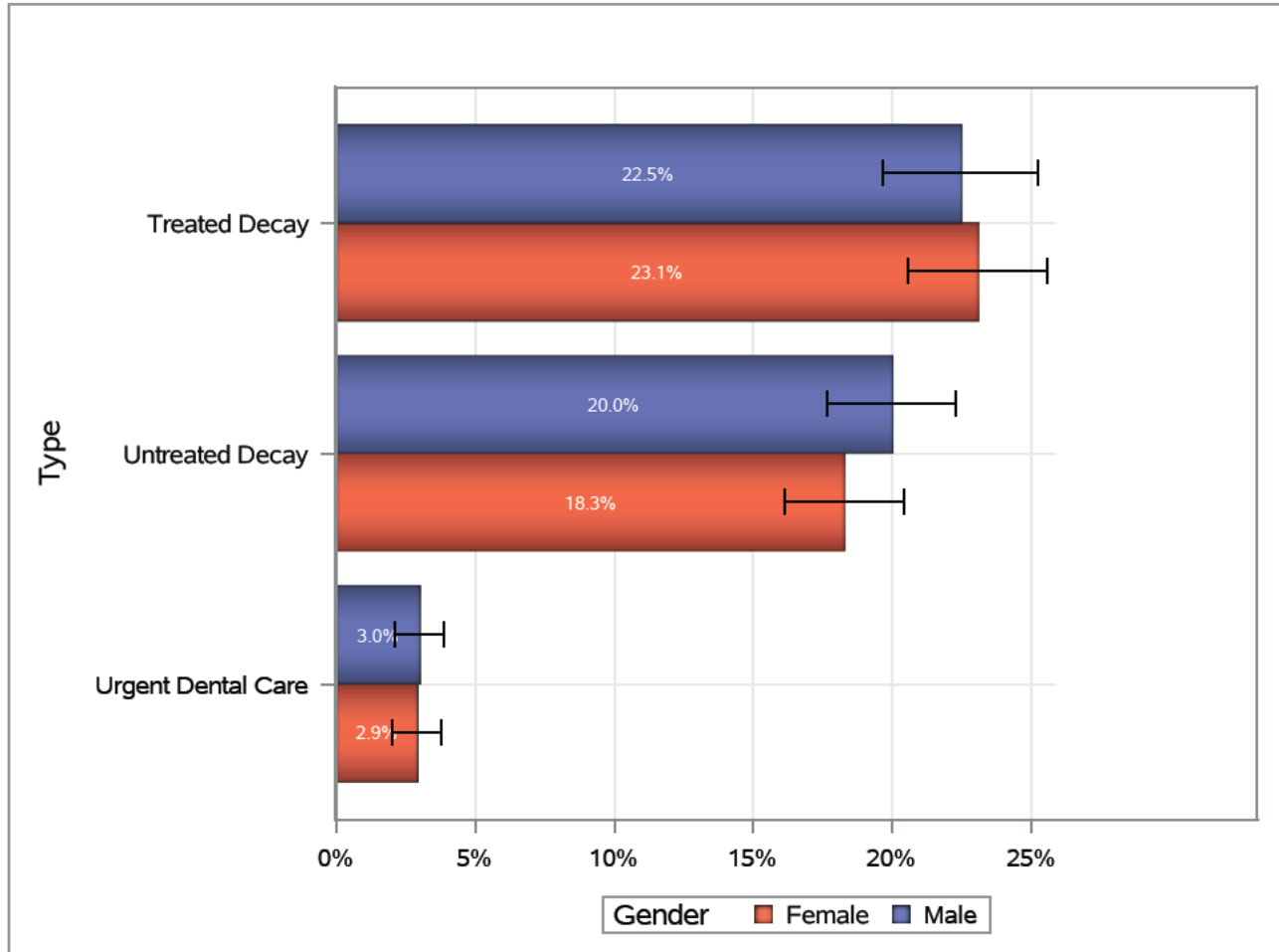
**Oral Health Status - Statewide Gender Results**  
**Kindergarten 2023-2024**  
**Decay, No Decay, and Sealants**

Summary by Gender		Decay Experience				No Decay				Dental Sealants			
		N	Wt Pct	95% LCL	95% UCL	N	Wt Pct	95% LCL	95% UCL	N	Wt Pct	95% LCL	95% UCL
Gender	# Screened												
Female	3,903	1,504	38.0	34.5	41.6	2,399	62.0	58.4	65.5	55	1.3	0.8	1.8
Male	4,100	1,645	40.1	36.2	43.9	2,455	59.9	56.1	63.8	58	1.2	0.7	1.6
~Total	8,003	3,149	39.1	35.8	42.4	4,854	60.9	57.6	64.2	113	1.2	0.9	1.6



**Oral Health Status - Statewide Gender Results  
Kindergarten 2023-2024  
Treated Decay, Untreated Decay, Urgent Dental Care**

Summary by Gender		Treated Decay				Untreated Decay				Urgent Dental Care			
		N	Wt. Pct	95% LCL	95% UCL	N	Wt. Pct	95% LCL	95% UCL	N	Wt. Pct	95% LCL	95% UCL
Gender	# Screened												
Female	3,903	912	23.1	20.6	25.6	723	18.3	16.1	20.4	106	2.9	2.0	3.8
Male	4,100	914	22.5	19.7	25.3	852	20.0	17.7	22.3	123	3.0	2.1	3.8
~Total	8,003	1,826	22.8	20.5	25.1	1,575	19.1	17.2	21.1	229	2.9	2.2	3.7



**NC DEPARTMENT OF  
HEALTH AND  
HUMAN SERVICES**  
Division of Public Health  
Oral Health Section