


North Carolina Kindergarten Oral Health Status

2023 - 2024 Statewide Race Group Summary



NC DEPARTMENT OF
**HEALTH AND
HUMAN SERVICES**
Division of Public Health
Oral Health Section

North Carolina Calibrated Dental Screening Data

In 2015-16 OHS transitioned to a regional model for delivering public health hygiene services. As a result, OHS collaborates with the Association of State and Territorial Dental Directors and the Division of Public Health, State Center for Health Statistics to select a random sample of elementary schools to reflect both regional and statewide kindergarten assessment data. These charts contain the following pieces of dental health information.

- # Screened: The number of students screened.
- N: The number of students with condition.
- Wt. Pct.: The weighted percentage of students with condition.
- 95% LCL: The lower 95% confidence limit for the weighted percent.
- 95% UCL: The upper 95% confidence limit for the weighted percent.
- Decay experience::Children with treated or untreated decay.
- No Decay: Determined as children that have never had a cavity or a filling.
- Dental Sealants: Children who have at least one sealant on a permanent molar tooth.
- Treated Decay: Determined by the presence of any type of filling or a tooth that is missing because it was extracted as a result of tooth decay.
- Untreated Decay: Children with untreated tooth decay.
- Urgent Dental Care: An urgent need for dental care because of signs or symptoms that include pain, infection or swelling.

Data for groups of four or smaller are recorded as **** in these reports since the sample size is so small. However, the data for these groups are included in the total school, county, region and state level data. Also, rates on counts less than 20 may be statistically unreliable and should be interpreted with caution.

For reports containing race ethnicity and gender data, the following definitions apply:

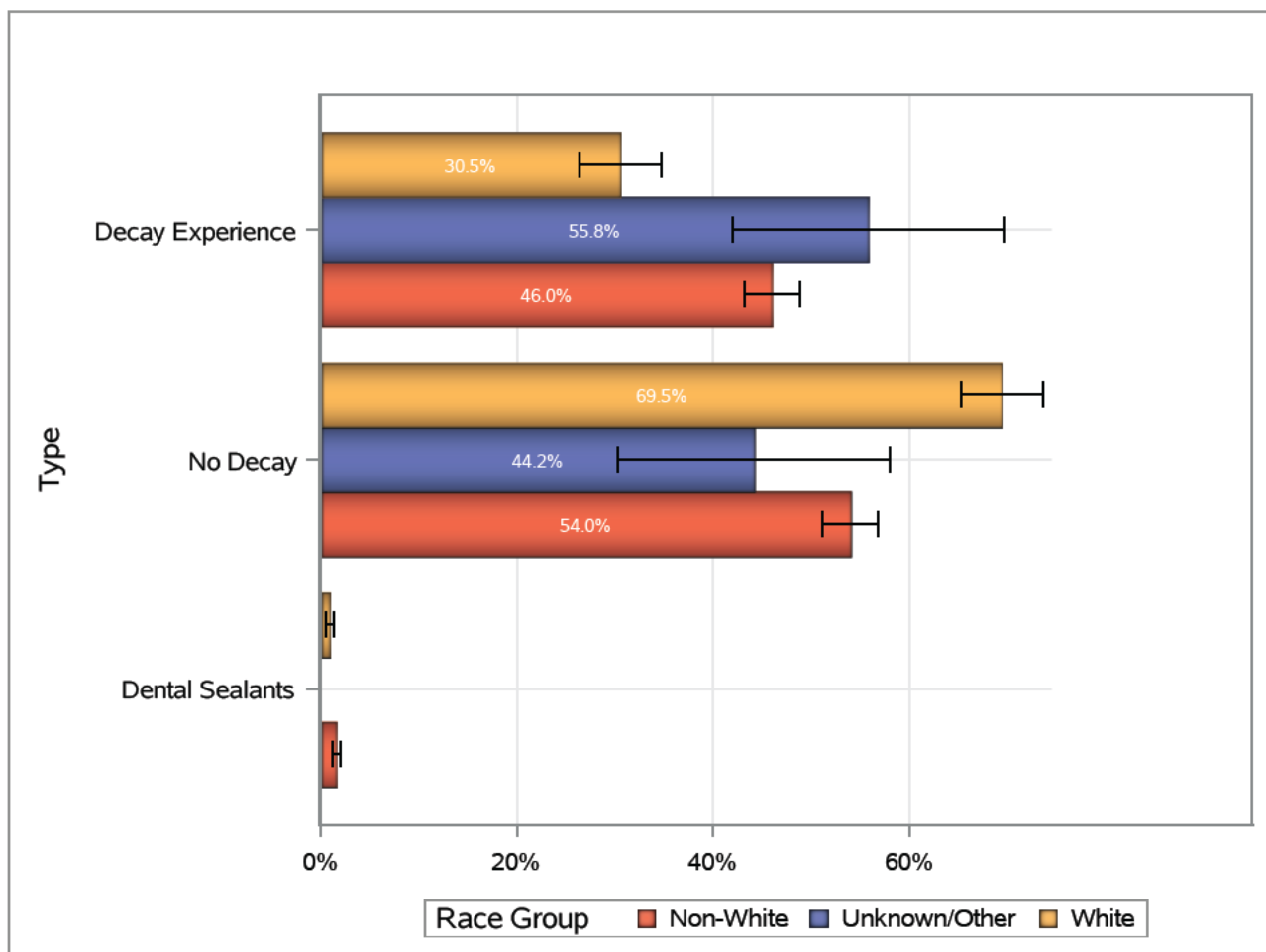
- Multiracial - Self-designated into two or more racial groups
- Unknown - either declined to declare or self-selected

Disclaimers:

- Methodology in this report includes weights, which differs from previous years' reports.
- Since the enactment of the NC Parents' Bill of Rights (S.L. 2023-106) in 2023, some schools require active consent, some require passive consent, and some do not participate in screenings. In the schools that use active consent, the number of oral screenings conducted is dependent on the consent response rates. As such, schools that require active consent and those that do not participate may result in an overall lower number of screenings conducted across North Carolina.


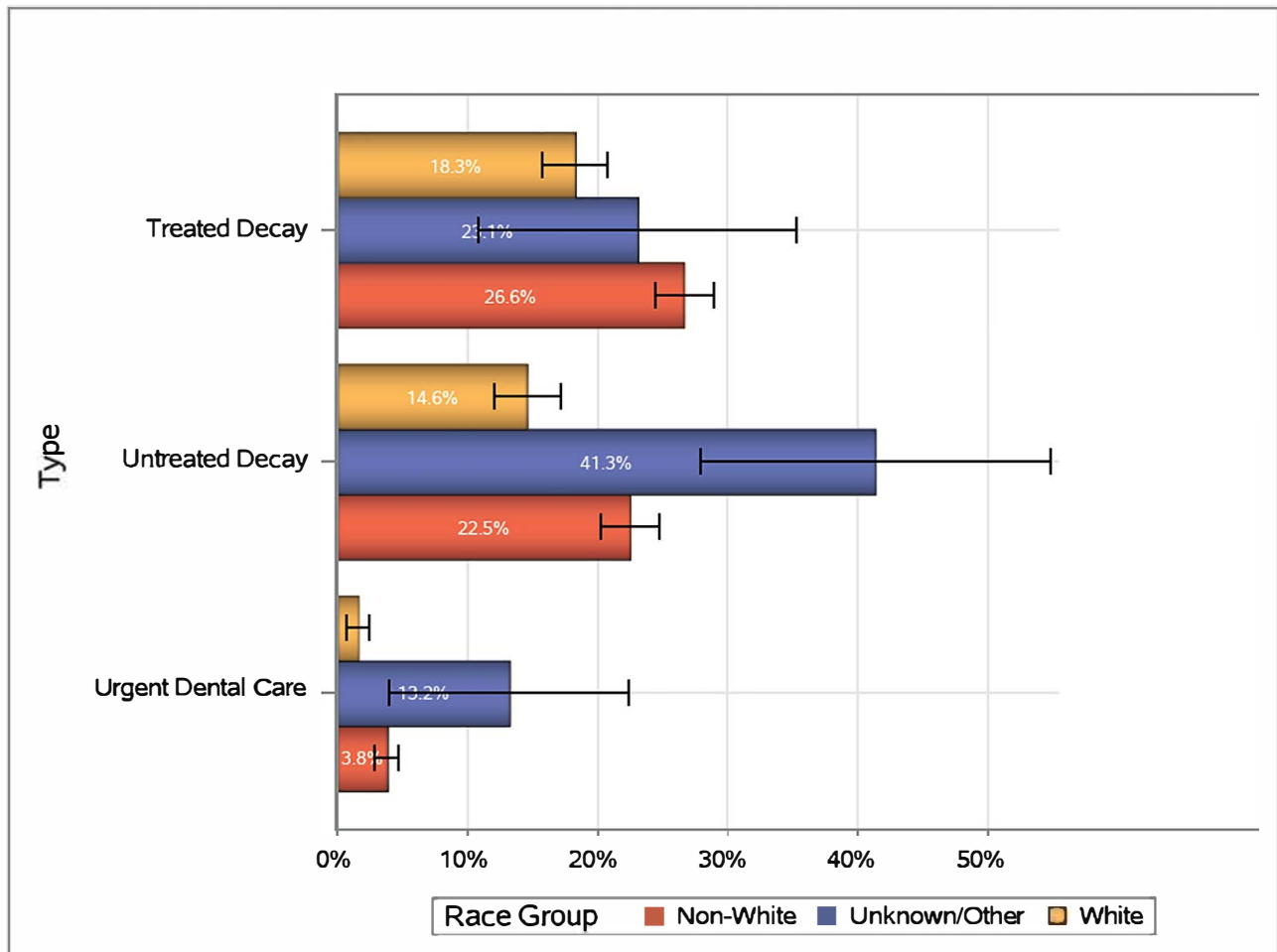
Oral Health Status - Statewide Race Group Results
Kindergarten 2023-2024
Decay, No Decay, and Sealants

Summary by Race Group		Decay Experience				No Decay				Dental Sealants			
		N	Wt. Pct	95% LCL	95% UCL	N	Wt. Pct	95% LCL	95% UCL	N	Wt. Pct	95% LCL	95% UCL
Race Group	# Screened												
Non-White	4,284	1,951	46.0	43.2	48.9	2,333	54.0	51.1	56.8	77	1.5	1.1	2.0
Unknown/Other	62	37	55.8	41.9	69.7	25	44.2	30.3	58.1	****	****	****	****
White	3,657	1,161	30.5	26.4	34.7	2,496	69.5	65.3	73.6	35	0.9	0.5	1.3
~Total	8,003	3,149	39.1	35.8	42.4	4,854	60.9	57.6	64.2	113	1.2	0.9	1.6



**Oral Health Status - Statewide Race Group Results
Kindergarten 2023-2024
Treated Decay, Untreated Decay, Urgent Dental Care**

Summary by Race Group		Treated Decay				Untreated Decay				Urgent Dental Care			
		N	Wt Pct	95% LCL	95% UCL	N	Wt Pct	95% LCL	95% UCL	N	Wt Pct	95% LCL	95% UCL
Race Group	# Screened												
Non-White	4,284	1,134	26.6	24.4	28.9	974	22.5	20.2	24.8	161	3.8	2.9	4.7
Unknown/Other	62	14	23.1	10.8	35.3	26	41.3	27.9	54.8	9	13.2	4.0	22.4
White	3,657	678	18.3	15.7	20.8	575	14.6	12.1	17.1	59	1.6	0.7	2.5
~Total	8,003	1,826	22.8	20.5	25.1	1,575	19.1	17.2	21.1	229	2.9	2.2	3.7



**NC DEPARTMENT OF
HEALTH AND
HUMAN SERVICES**
Division of Public Health
Oral Health Section